

Fee Change Proposal



Current Operation

- On-street
 - 683 Spaces – IPS Single Space Meters
 - Hours of operation – 8AM until 7PM, Monday through Friday
 - Current Rate \$1.00/Hour
 - 2018 Calendar Year Revenue (January 1- December 31) - \$572k
- Enforcement
 - 70k Citations issued
 - Avg issuance 25 Citations per hour
 - Previous Fiscal Year Revenue - \$2.8Mil



Current Operation

- Off Street Parking – 2,781 Spaces
 - Bell Street – 868 spaces
 - Bedford Street – 648 spaces
 - Summer St – 472 spaces
 - Park Square West – 48 Spaces
 - Bedford Street Annex – 131 spaces
 - St. John's Lot – 250 spaces
 - Springdale – 208 Spaces
 - Glenbrook – 156 Spaces
- Operational Hours – 24 Hours a day, 365 Days a year



Proposed Fee Changes

Stamford On-street

- Meters – Increase to \$1.25 from \$1.00 Per Hour
- Change operational hours to 8AM – 8PM
- Introduce two new Meter Bagging Options
 - Monday – Saturday 7AM – 7PM, \$20 Per day
 - 24 Hours 7 Days a week \$40 per day

Peer Cities

On Street Rates

Meter Rental/Meter Bags

Norwalk	\$1.50/hr	\$25/day
Bridgeport	\$1/hr	deposit \$75/ bag, \$15/day
White Plains	\$1/hr	N/A
New Haven	\$1.50/hr	deposit \$50, \$17/day
Greenwich	\$0.75/hr	\$25/day



Impacts – On-street Fees

Current Fiscal Year Projected

<u>Duration in Hours</u>	<u>Rate \$1.00</u>
572372	\$ 572,372.00

Fiscal Year Projected With Rate Increase

<u>Duration in Hours</u>	<u>\$</u>	<u>1.25</u>
572372	\$	708,310.35

Net Change Rates	\$ 135,938.35
-------------------------	----------------------

Fiscal Year Projected With Additional Hour of Meters

<u>Duration in Hours</u>	<u>Additional Hour for Meters</u>	<u>Additional Meter Value</u>
572372	18000	\$22,500.00

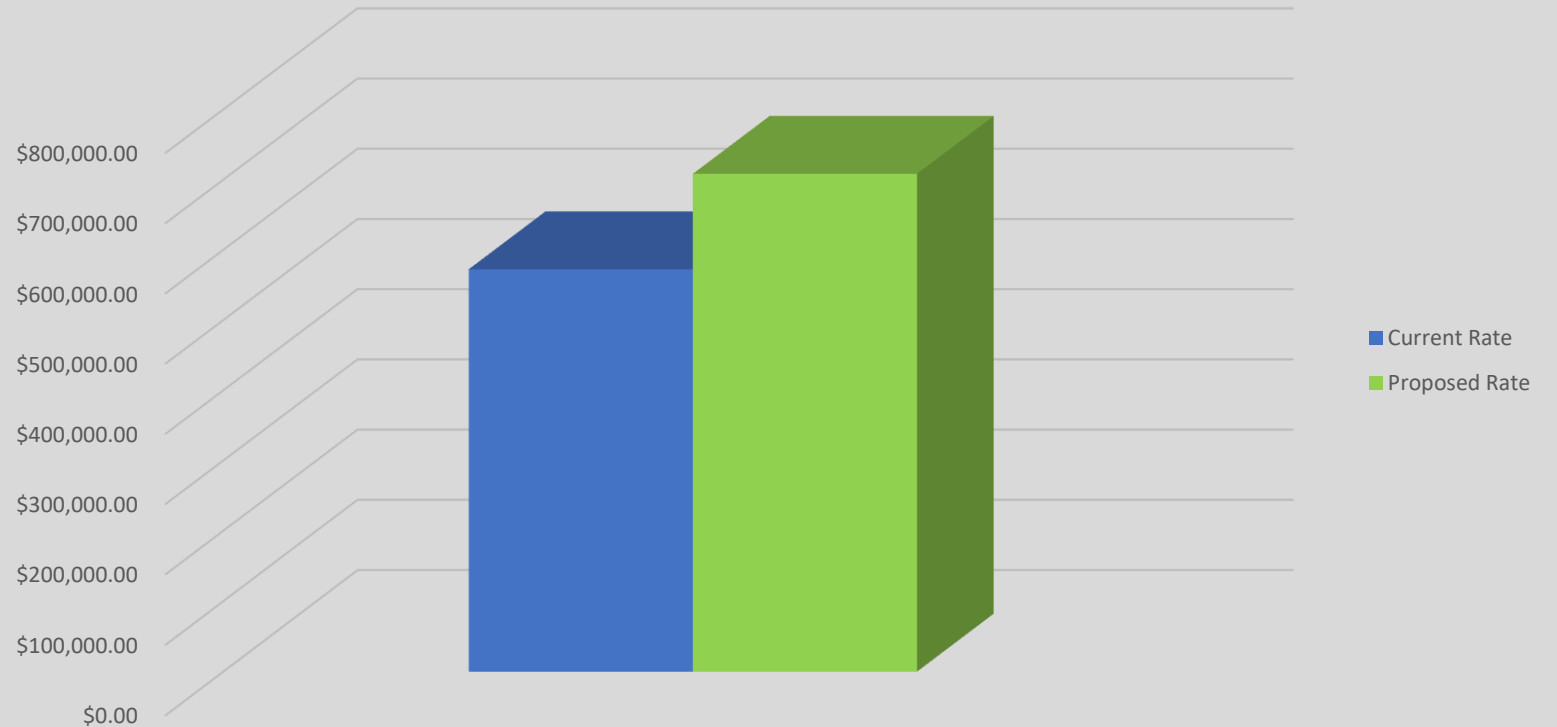
Fiscal Year Projected Citation Increase

<u>Additional Citations Per Week</u>	<u>Additional Citations Per Year</u>	<u>Citation Value</u>
120	6240	\$156,000.00

Net Change Operation Hours	\$ 178,500.00
-----------------------------------	----------------------

NET CHANGE RATE + HOURS	\$ 314,438.35
--------------------------------	----------------------

Onstreet Hourly Rate Increase Model





Proposed Fee Changes

- Reasons for On Street Increases
 - Prioritization of on street parking for short term customer/retail parking.
 - The convenience provided by on street parking should demand a higher value.
 - Increased rates will promote turnover of valuable on street spaces which will benefit the merchants and other downtown businesses.
- Opportunities:
 - Pay for parking technology upgrades.
 - Improved Public Service and Economic Development.



Proposed Fee Changes

Stamford Off-street

- Begin Saturday Operation 8am – 5pm
- Remove 3 day restrictions
- Increase Monthly Rates at Summer Street Garage
 - Resident to \$90 from \$80 per month
 - Non-resident to \$110 from \$90 per month
- Springdale and Glenbrook Stations
 - Hourly parking increase to \$1 per hour, daily max \$6 from \$3 Daily
 - Monthly resident increase to \$60 from \$45 per month
 - Monthly non-resident increase to \$125 from \$90 per month
 - Permit spaces to be open to hourly/daily parkers after 10AM

Peer Cities

Garage Fees

Train Station Parking

Norwalk	\$2.00/hr Maritime	\$12 daily, \$99 monthly Sono
Bridgeport	N/A	\$6 Daily \$45 to \$70/month
New Haven	\$4/hr, \$145/Month	\$2/hr, \$97/Month
Greenwich	\$655/year (Greenwich Plaza)	\$5 daily \$400/year at Downtown, Cos Cob, Riverside and Old Greenwich Stations (3-5 year waitlist)
Hartford	\$3/hr	\$15/day, \$90/month
Darien	N/A	\$4/day, \$65/month, \$400/year at Darien and Noroton Heights Stations
New Canaan	N/A	\$5/day, \$474/year (Waitlist has 72 names on it approximately 1 year old)



Proposed Fee Changes

- Comparison to other Downtown Lots:

STAMFORD DOWNTOWN PARKING INVENTORY RATE TABLE

Lot Name	Operator	Hourly Rate	No. of Spaces	Additional Detail
400 Atlantic St Garage	400 Atlantic (self-managed)	1 hr \$4.5; 2nd hr \$8.0	910	200+ monthly spaces avail managed by property
Spring Street Lot	GB Parking	1 hr \$2; 2 hr \$3	60	Tue-Sat \$3 up to 2hrs., \$5 Eve/\$5 Thur-Sat eve
Sheraton Garage	Hotel runs	\$2.50	582	
Marriot Hotel Garage	Laz Parking	\$4.50	360	\$30 Valet
Metro Center Garage	Laz Parking	\$4.00	685	4+hrs \$26
Target Garage	Park Inc.	\$1.00	550	\$2/hr. after 2nd hour
177 Broad St Garage	Propark Inc.	\$4.00	504	
300 Atlantic St Garage	Propark Inc.	\$4.00	815	50+ monthly spaces avail; \$3 Eve
Canterbury Green Garage	Propark Inc.	\$4.00	393	
Courtyard by Marriott Garage -Valet Only	Propark Inc.	\$5.00	90	\$10 flat rate eve/wkend
Four Stamford Plaza Garage-107 Elm	Propark Inc.	\$4.00	610	100+ monthly spaces avail
Gateway Garage @ 406 Washington Blvd	Propark inc.	\$3.00	1583	replaced the I95 lot
Landmark Square Garage	Propark Inc.	\$3.00	800	50+ monthly spaces avail. Wkdn& Evmg \$3
One Stamford Plaza Garage- 263 Tresser	Propark Inc.	\$4.00	509	100+ mnthly spaces avail
Three Stamford Plaza Garage-301 Tresser	Propark Inc.	\$4.00	625	
Two Stamford Plaza Garage-263 Tresser	Propark Inc.	\$4.00	623	
Transportation Center Garages	Republic parking	\$1.00	1486	\$1/hr, \$8/up to 16hrs, \$10 for 24hrs
Stamford Town Center Garage	SP Plus	\$1.00	3883	Max up to 9 hours. Free on Sunday and holidays



Impacts – Off-street Hourly Parking

Off Street Parking with Saturdays

Meter Revenue

Current Fiscal Year M-F Projection				Current Fiscal Year Monday - Saturday Projection			
Duratrion in Hours	Revenue	Percent		Duratrion in Hours	Revenue	Percent	
1 Hour	65335	\$ 65,334.67	17%	1 Hour	73175	\$ 73,174.83	17%
2 Hours	106324	\$ 212,648.00	27%	2 Hours	119083	\$ 238,165.76	27%
3 Hours	121763	\$ 365,288.00	31%	3 Hours	136374	\$ 409,122.56	31%
4 Hours	33540	\$ 134,160.00	8%	4 Hours	37565	\$ 150,259.20	8%
5 Hours	21465	\$ 107,326.67	5%	5 Hours	24041	\$ 120,205.87	5%
6 Hours	8584	\$ 51,504.00	2%	6 Hours	9614	\$ 57,684.48	2%
7 Hours	5725	\$ 40,077.33	1%	7 Hours	6412	\$ 44,886.61	1%
8 Hours	7797	\$ 62,378.67	2%	8 Hours	8733	\$ 69,864.11	2%
9 Hours	4535	\$ 40,812.00	1%	9 Hours	5079	\$ 45,709.44	1%
10 Hours	13656	\$ 136,560.00	3%	10 Hours	15295	\$ 152,947.20	3%
11 Hours	685	\$ 7,538.67	0%	11 Hours	768	\$ 8,443.31	0%
12 Hours	888	\$ 10,656.00	0%	12 Hours	995	\$ 11,934.72	0%
13 Hours	320	\$ 4,160.00	0%	13 Hours	358	\$ 4,659.20	0%
14 Hours	219	\$ 3,061.33	0%	14 Hours	245	\$ 3,428.69	0%
15 Hours	208	\$ 3,120.00	0%	15 Hours	233	\$ 3,494.40	0%
16+ Hours	4152	\$ 66,432.00	1%	16+ Hours	4650	\$ 74,403.84	1%
			\$ 1,311,057.33				\$ 1,468,384.21

Net Meter Change \$ 157,326.88

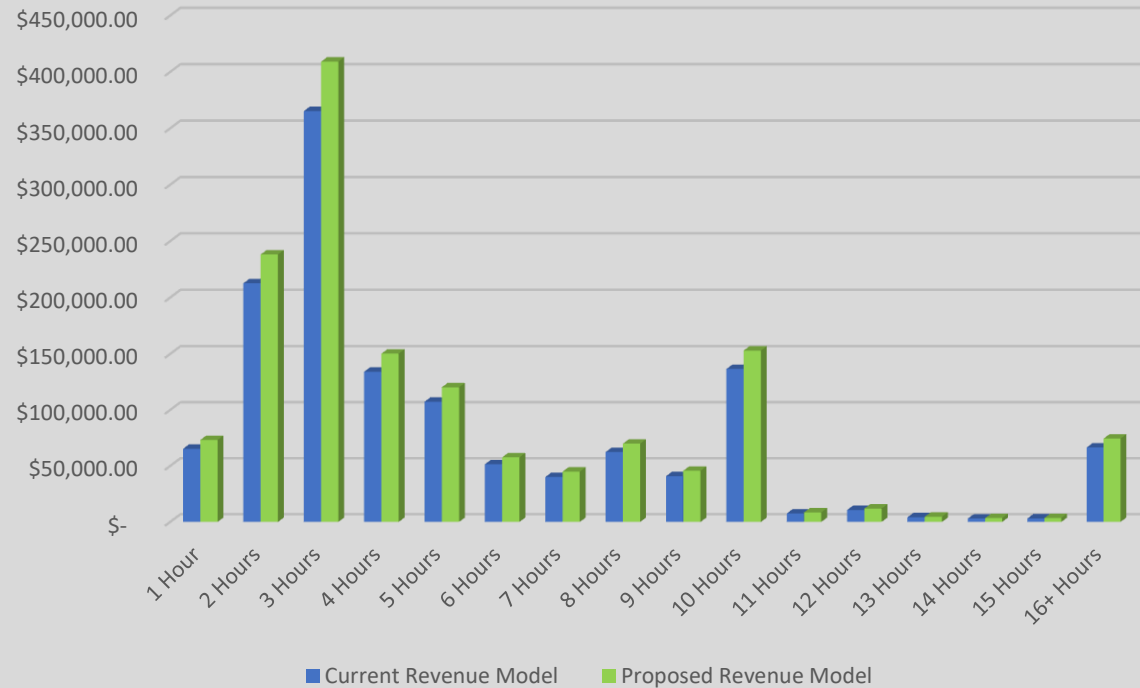
Citation Revenue

Current Fiscal Year Citation M-F Projection		Current Fiscal Year Citation M- Projection	
# of Citations	Revenue	# of Citations	Revenue
8455	\$ 228,210.00	9301	\$ 251,031.00

Net Citation Change \$ 22,821.00

TOTAL NET CHANGE \$ 180,147.88

Off Street Parking Monday - Saturday Model





Impacts – Off-street Monthly Parking

Monthly Parking Rate Change Model

Current Rates	Spaces	Monthly Parkers	Rates		
			\$80 Resident	\$90 Non Resident	
Bell Street	868	654	611	43	\$633,000
Summer Place	472	329	298	31	\$319,560
Bedford	648	408	377	31	\$395,400
Bedford Annex	131	2	2		\$8,320
Park Square West Lot	48	29	29		\$120,640
St Johns	250	22	22		\$91,520
			\$45 Resident	\$90 Non Resident	
Springdale	208	149	\$6,705		\$6,705
Glenbrook	156	39	\$1,755		\$1,755

Total \$1,576,900.00

Proposed Rates	Spaces	Monthly Parkers	Rates		
			\$90 Resident	\$100 Non Resident	
Bell Street	868	654	611	43	\$633,000
Summer Place	472	329	298	31	\$359,040
Bedford	648	408	377	31	\$395,400
Bedford Annex	131	2	2		\$8,320
Park Square West Lot	48	29	29		\$120,640
St Johns	250	22	22		\$91,520
			\$60 Resident	\$110 Non Resident	
Springdale	208	149	\$8,940		\$8,940
Glenbrook	156	39	\$2,340		\$2,340

Total \$1,619,200

Net Change	\$42,300.00
------------	-------------



Proposed Fee Changes

- Reasons for Off Street Increases & Opportunities
 - Pay for parking enforcement and technology upgrades.
 - License Plate Recognition (LPR) allows for efficient enforcement.
 - Parking Infrastructure investments:
 - Parking Garage Assessment Estimated Repairs:
 - Bell Street Garage **\$8,360,055.60**
 - Bedford Street Garage **\$6,106,705.00**
 - Improved Public Service.



Impacts – On-street Meter Bagging

Current Flat Rate

	<u>Bag Count</u>	<u>\$10</u>
Jul-17	44	\$ 440.00
Aug-17	73	\$ 730.00
Sep-17	94	\$ 940.00
Oct-17	108	\$ 1,080.00
Nov-17	90	\$ 900.00
Dec-17	101	\$ 1,010.00
Jan-18	69	\$ 690.00
Feb-18	57	\$ 570.00
Mar-18	48	\$ 480.00
Apr-18	60	\$ 600.00
May-18	79	\$ 790.00
Jun-18	50	\$ 500.00
Total		\$ 8,730.00

New Graduated Rates

	<u>Bag Count</u>	<u>70% \$20</u>	<u>30% \$40</u>	<u>Total</u>
Jul-17	44	\$ 616.00	\$528.00	\$1,144.00
Aug-17	73	\$ 1,022.00	\$876.00	\$1,898.00
Sep-17	94	\$ 1,316.00	\$1,128.00	\$2,444.00
Oct-17	108	\$ 1,512.00	\$1,296.00	\$2,808.00
Nov-17	90	\$ 1,260.00	\$1,080.00	\$2,340.00
Dec-17	101	\$ 1,414.00	\$1,212.00	\$2,626.00
Jan-18	69	\$ 966.00	\$828.00	\$1,794.00
Feb-18	57	\$ 798.00	\$684.00	\$1,482.00
Mar-18	48	\$ 672.00	\$576.00	\$1,248.00
Apr-18	60	\$ 840.00	\$720.00	\$1,560.00
May-18	79	\$ 1,106.00	\$948.00	\$2,054.00
Jun-18	50	\$ 700.00	\$600.00	\$1,300.00
Total			Total	\$ 22,698.00

Net Increase \$ 13,968.00



Impacts – Combined

- On-street Meter Fee Increase - \$135,940
- On-street Enforcement Hours Increase - \$178,500
- Off-street Saturday Enforcement Increase - \$180,150
- Off-street Monthly Fee Increase - \$42,300
- Meter Bagging Increase - \$13,968
- Delinquent Fine Changes (approved 1/7/19) - \$283,000

- Combined Total Projected Increase- **\$833,858**

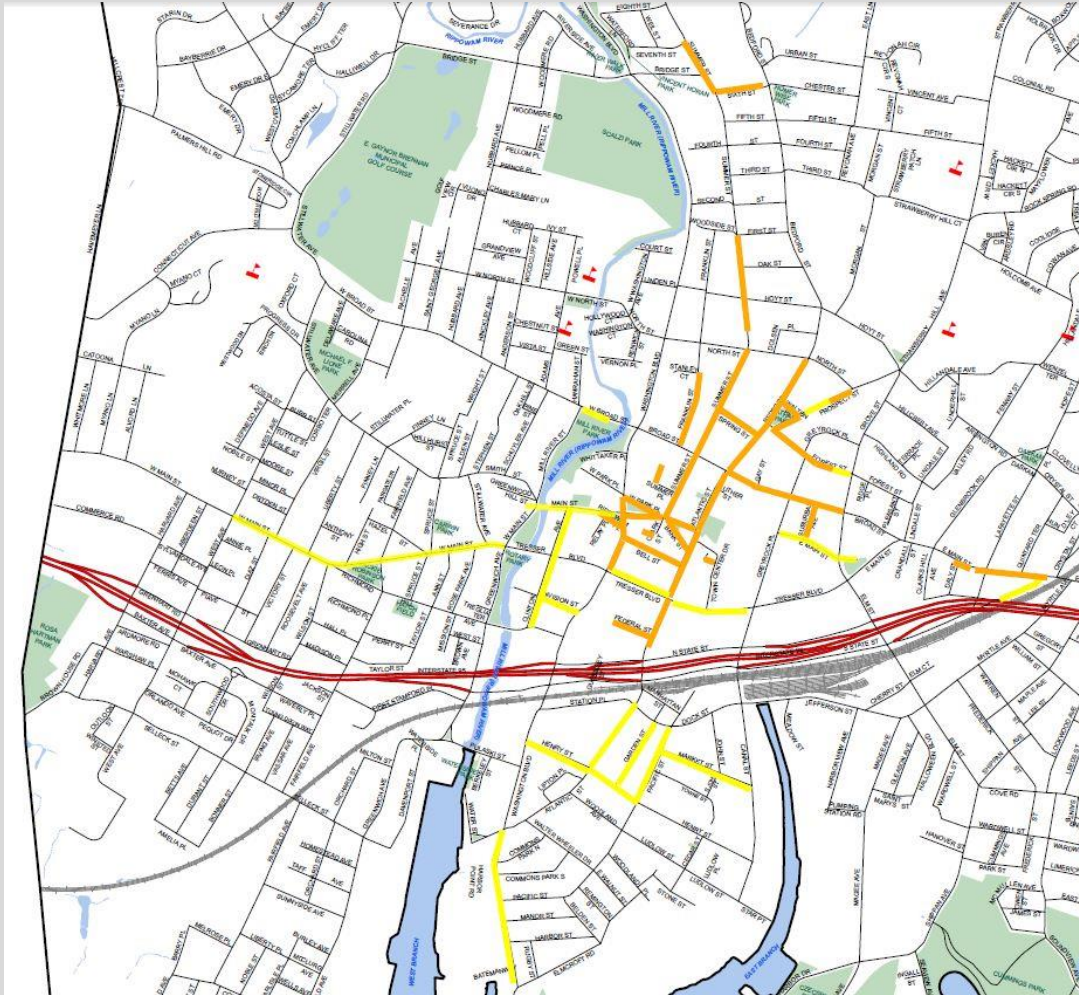


Meter Deficiencies

- On-street Meter Deficiencies – Streets that have requested or are in need of Meters:
 - Atlantic Street – Station Place to Henry
 - Clinton Avenue
 - Division Street
 - Forest Street – near Grove
 - Garden Street
 - Henry Street – Washington to Pacific
 - Main Street – Mill River to Washington Blvd., Greyrock to E. Main St.
 - North State Street – near East Main
 - Pacific Street
 - Prospect Street
 - Tresser Blvd. – Washington to Elm
 - Washington Blvd. – south of Atlantic Street
 - W. Broad – near Mill River
 - W. Main Street – West Avenue to West Main



Meter Deficiencies





Questions?