



Mayor's Proposed FY 2019 / 2020 Budget

OPERATING & CAPITAL OVERVIEW

MARCH 11, 2019



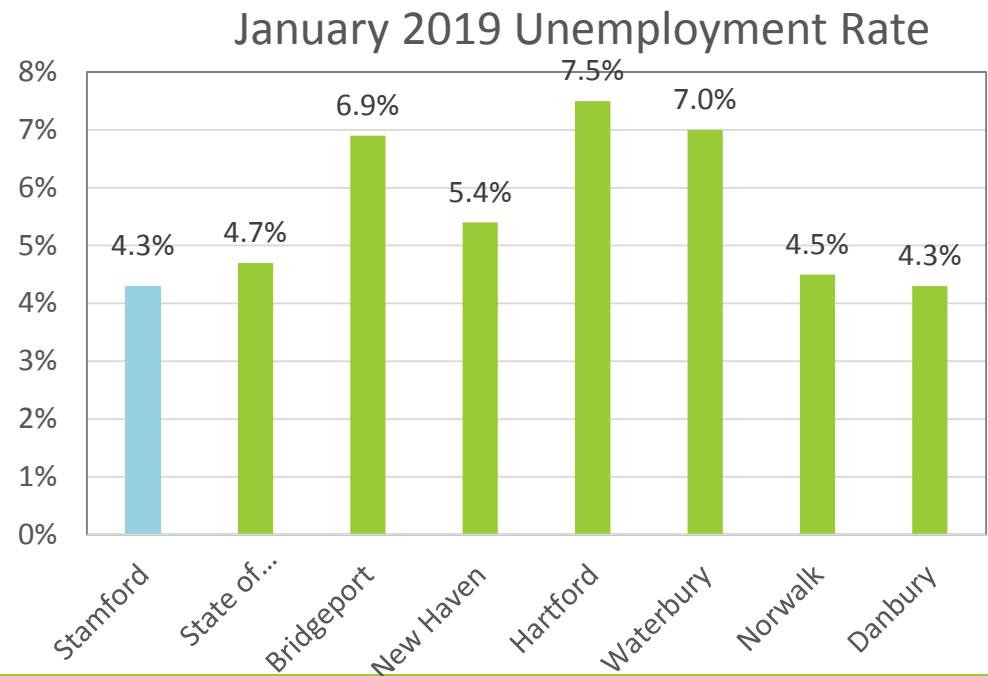
Mayor David Martin

Agenda

- Introduction
- Operating Budget
 - Expenditures
 - Revenues
- Capital Budget
- Conclusion

Stamford's Environment

- Current fiscal year has been highly unusual. Strong development and state grant funding have offset a number of budget issues
- Real property tax collection rate remains strong at 98.9%
- Real growth in Grand List of 1.36%
- Commercial vacancy rate remains high
- State budget issues remain uncertain
- Federal SALT limitation Impacts homeowners



Proposed Operating Budget

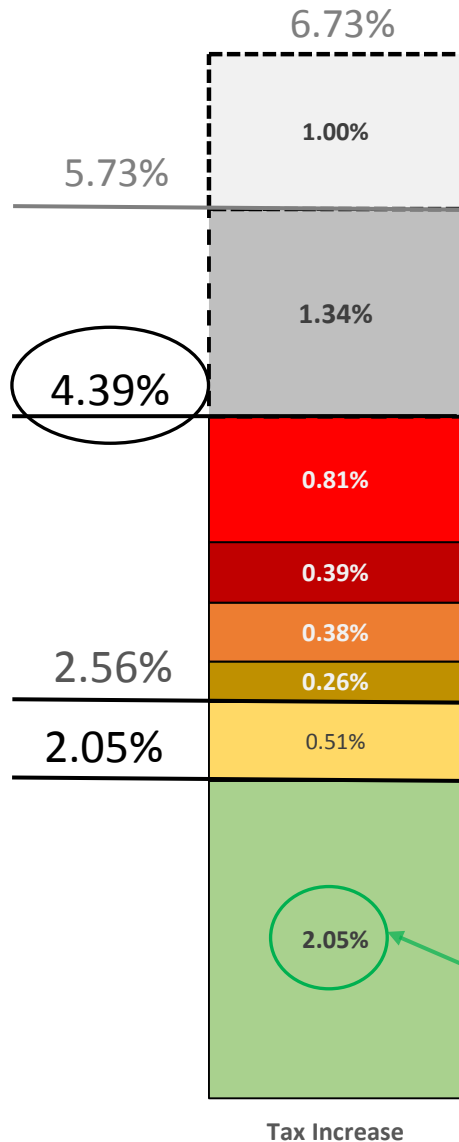


Mayor David Martin

Stamford's Budget

- Continuing to meet our financial obligations to retirees by funding their benefits. We are not leaving a potential fiscal crisis to younger generations.
 - Adjusting to unexpected unfunded costs such as Teacher Retirement System
- No reduction in services, and all services resulting from last year budget reductions are restored.
- Substantial costs in both Capital & Operating budgets to overcome school building envelope issues.
- Limited additional positions/programs proposed to improve managerial leadership and operational ability.
- Making modestly increased investments into local social service organizations
- Grand list growth providing essential revenue for city operations.

Tax Impact of Budget



Approximate Tax Impact Offset from Large Development Building Permits & Fees

Tax Impact Offset from Grand List Growth

4.39%

+1.8% Deferred Maintenance & Unfunded Obligations:
 \$4.4 MM Lease for Westover School
 \$2.1 MM Debt Service on \$30MM bonding for "mold"
 \$2.0 MM City Pension Cost above 4%
 \$1.4 MM Teacher Pension Cost from State

Above Avg. Bd of Ed Request (above 4%)

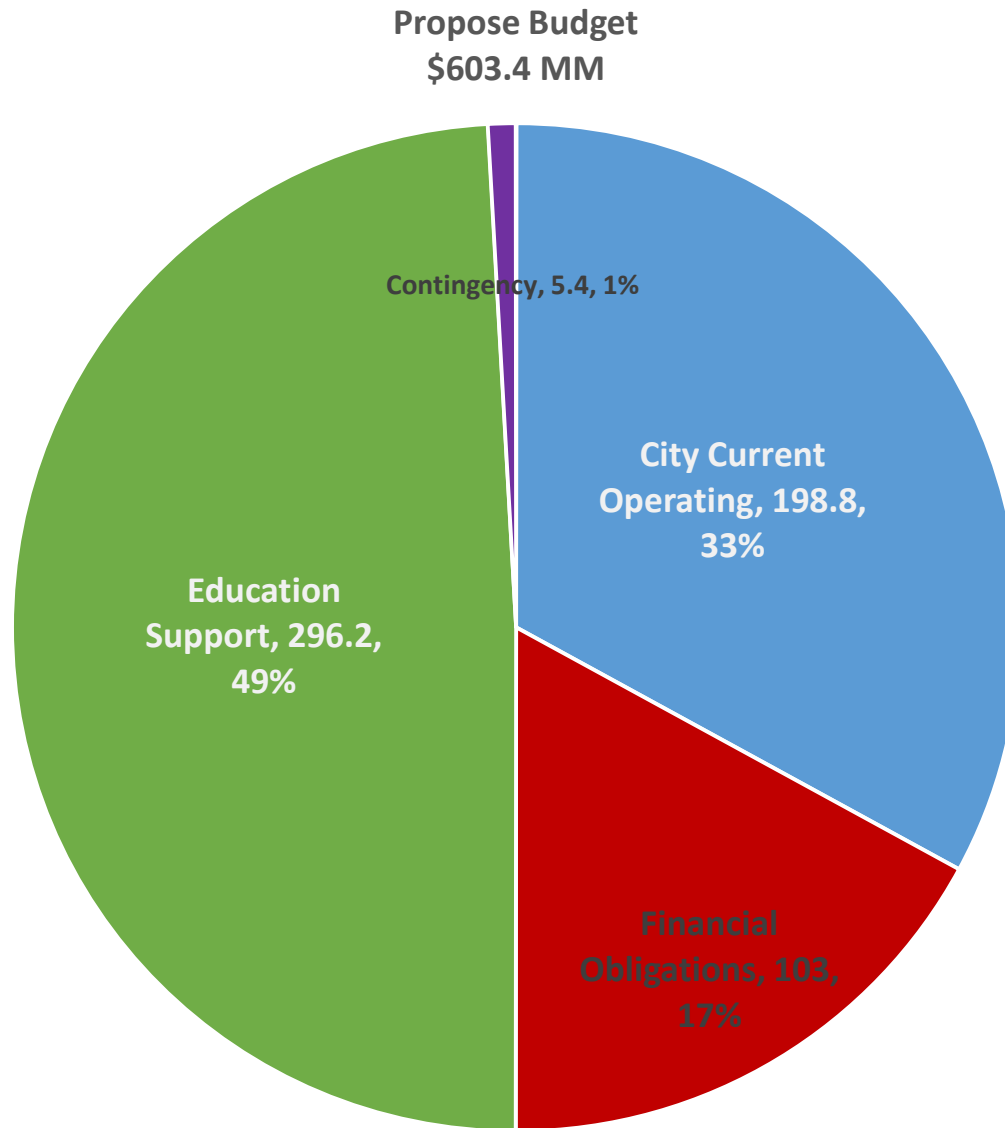
"Ordinary" Tax Increase:

- All City requests
- Bonding at \$30MM
- Increases for Minimum Wage
- Restoring Services Cut Last Year
- Pension Increase at 4%
- Bd of Ed at 4% Increase

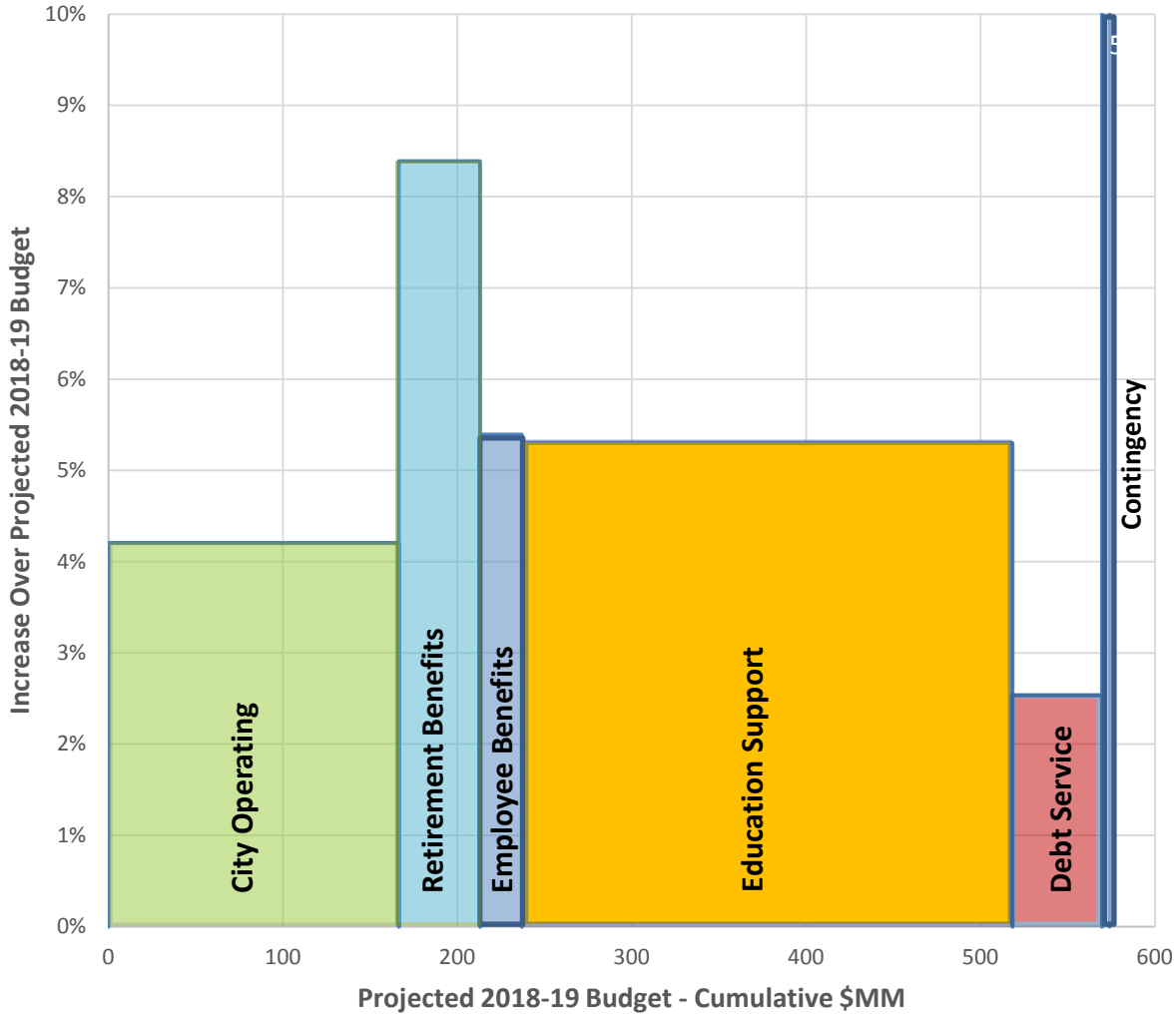
Already Includes ~\$32MM in unfunded obligations

Existing Budget Payments for Unfunded Obligations represent ~5.6% of the budget

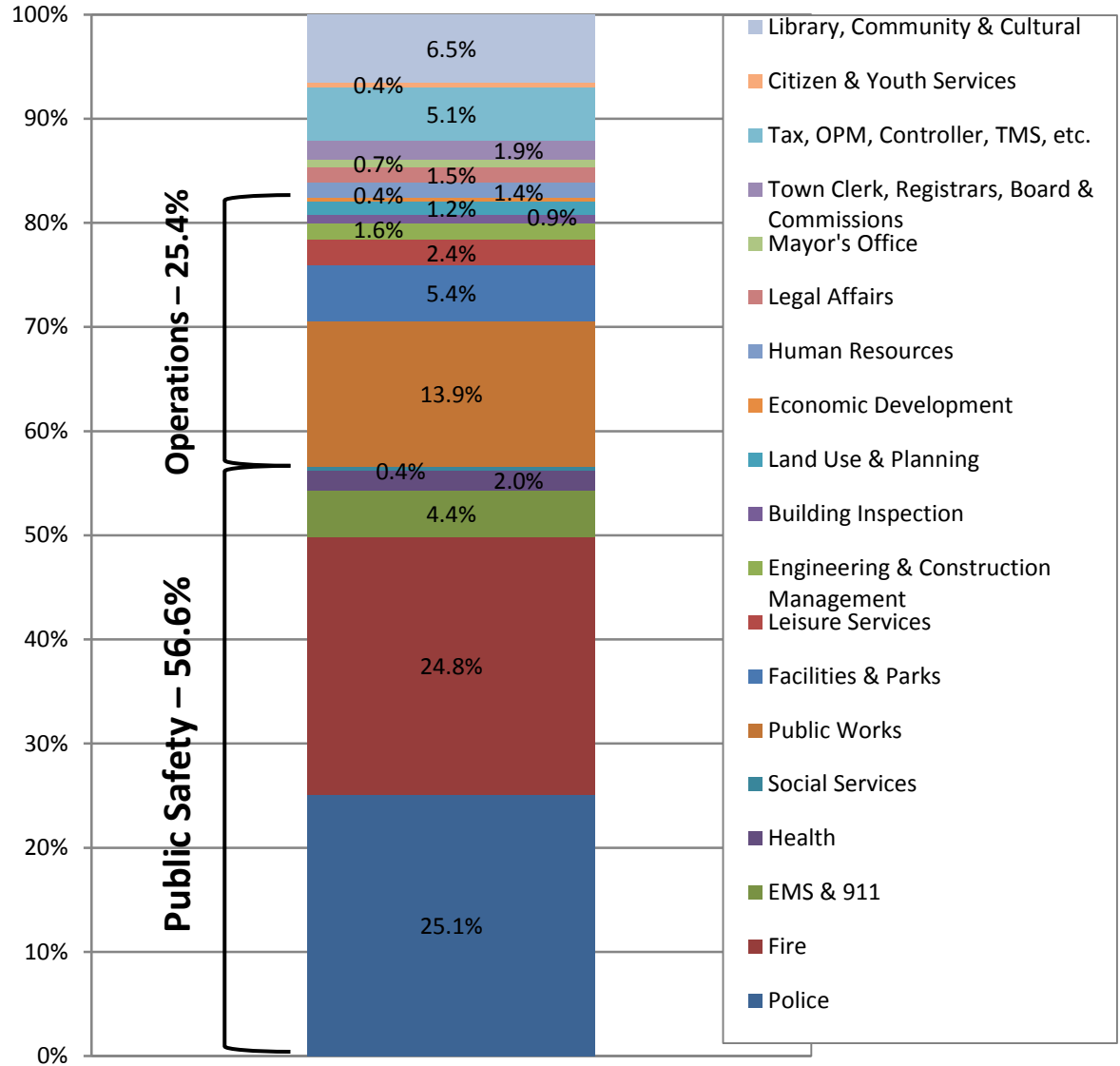
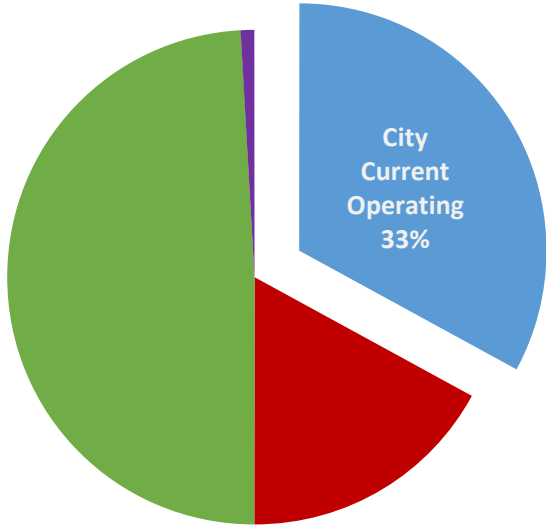
Stamford's Budget



Budget Increase Drivers



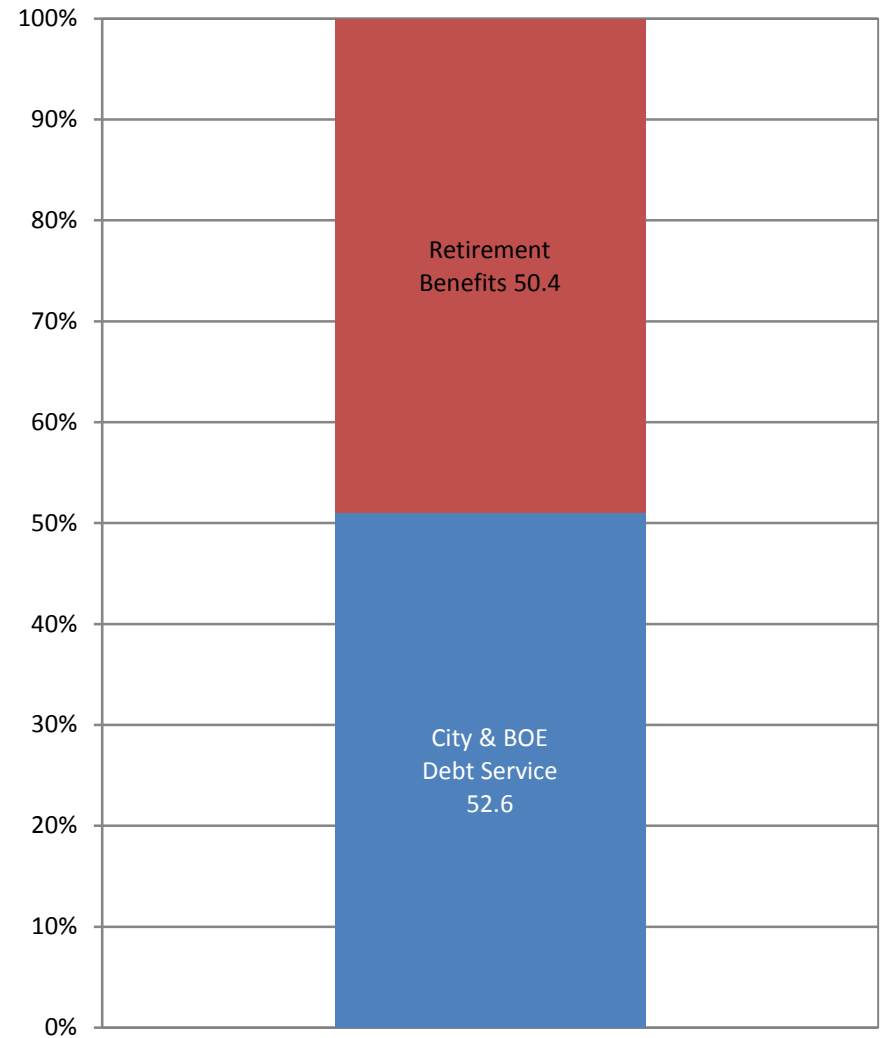
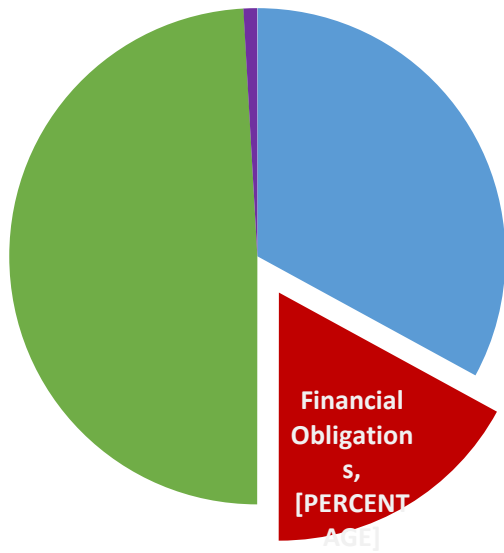
Expenditure by City Operating Function



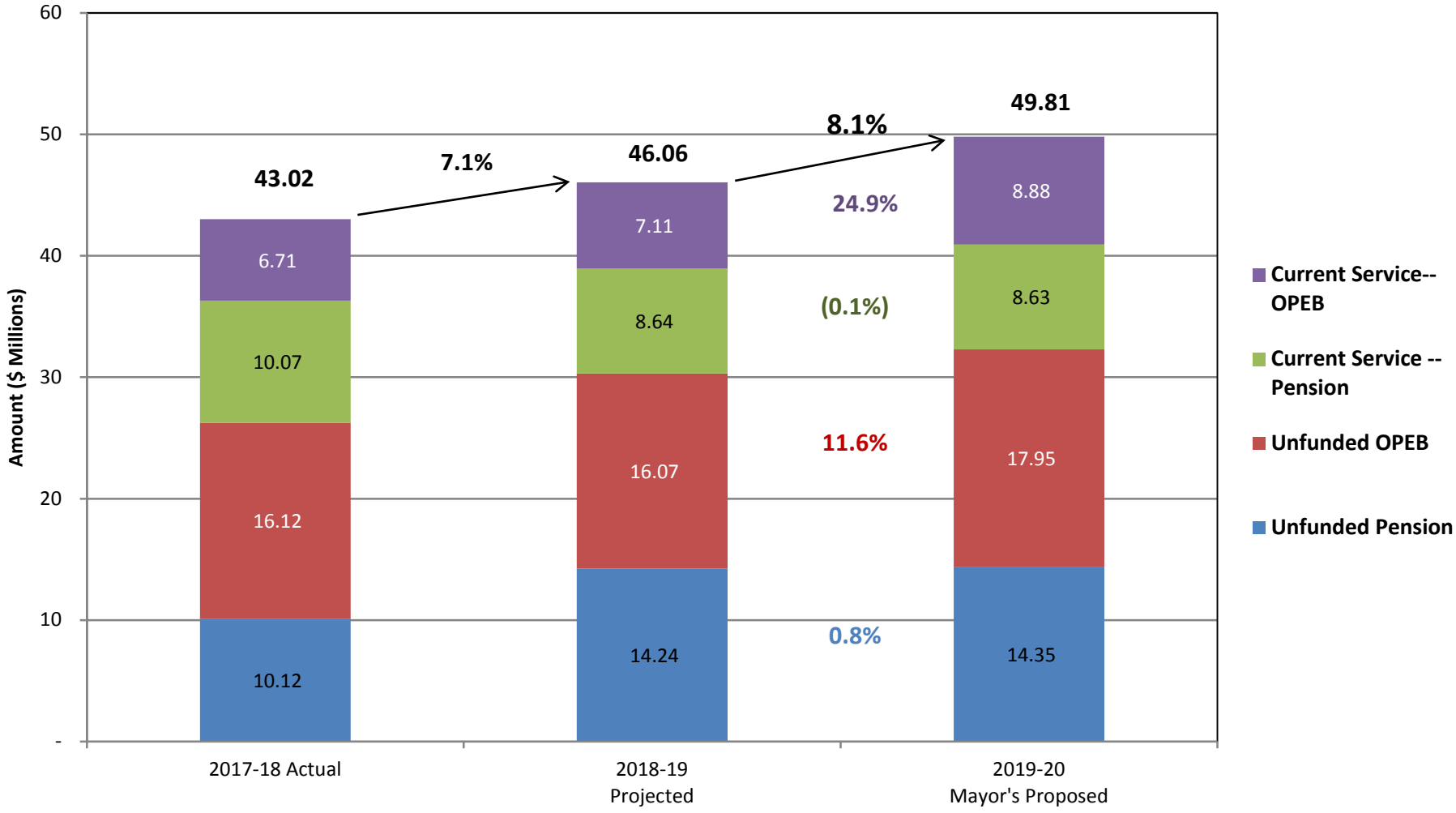
New Programs & Requests

Department	Position/Program	
Human Resources	Assistant Director of HR	
Citizens' Services	Citizens' Services Manager	
Traffic Engineering	Traffic Analyst	Immediate Priority
Building Inspection	Electrical Inspector	
Health	Health Behavior, Promotion & Emergency Response Specialist	
Police	Civilian Office Specialists	
911 Communications	Assistant Director of 911	
Technology Mgmt. Services	2 Computer Technician to Support Police & Fire	
Zoning	Housing Code Enforcement Officer	
Land Use	GIS Analyst	
Human Resources	HR Generalist	Half-Year Funding
Operations	Superintendent of Parks and Recreation	
Police	Senior Police Technology Specialist	
Human Resources	HRIS Assistant	
Planning	Urban Design Planner	
Building Inspection	Coordinator Insp/Plan Review	
Building Inspection	Data Analyst	
Operations	Operation Mgr.—Parks & Facilities	
Health	Inspector I	Requests Already Removed From Budget
Police Training	Office Support Spec	
Mayors Office	Spec Asst/Legislative Affairs	
Fire Marshal	Deputy Fire Marshall	
Technology Mgmt Services	Computer Technician	
Fire Marshal	Deputy Fire Marshall	

Financial Obligations

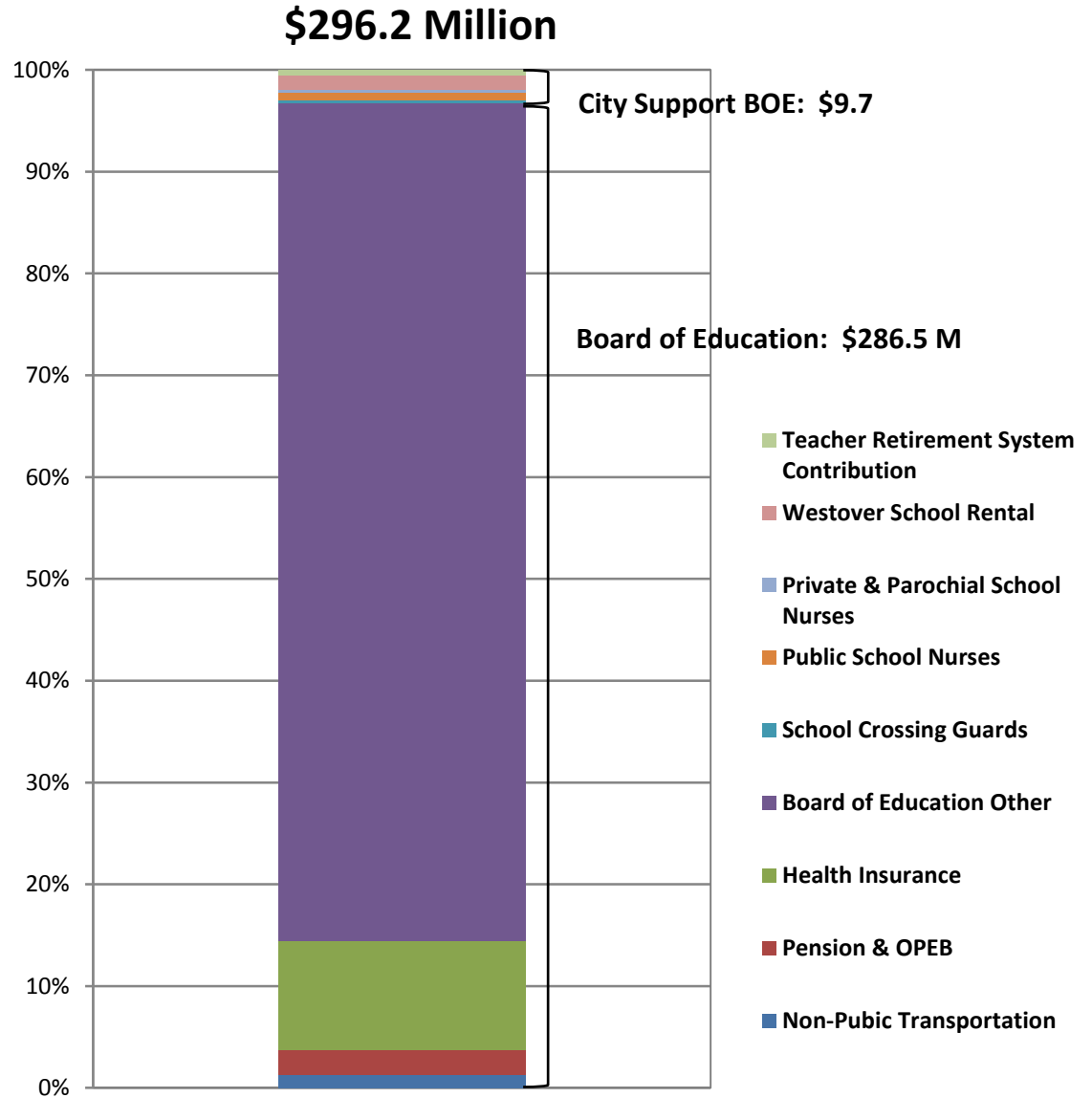
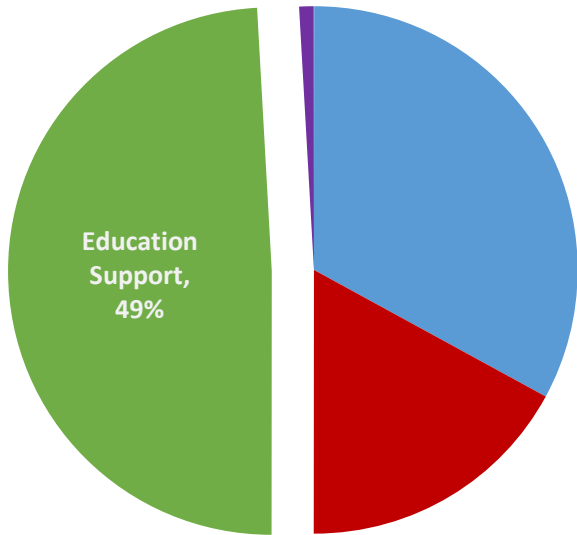


City Employee Pension & OPEB



Note: Medicare Part B was transferred from Pension to OPEB

Education Support



Items of Special Note Included in Budget

- \$175,000 Legal Representation for Board of Reps
- \$250,000 Legal Compliance with ERISA Pension Regulations*
- \$120,000 Provide increases for Minimum Wages – sooner (July 1) & larger (\$12.75 vs. \$12.00) than current proposed state legislation. Smaller increases included for those currently above \$12.75 but below \$20.00. Additional increases (~\$100K) required in future years.
- \$40,000 9.6% Increase for Crossing Guards (~\$13.28 to ~\$14.55)
- \$175,000 City-Wide Independent Review of Facilities Maintenance Procedures
- \$900,000 Net Impact from last year's change in Recycling Contract

- Essentially all services reduced after last year's cuts have been restored (Fireworks, Parks Maintenance/Upkeep, Community Health Clinic, delayed hiring, 1 year postponements of expenses*, etc.)

* Some of these items reflect past unfunded liabilities, deferred maintenance, etc..

Revenues & Reserves



Mayor David Martin

Change in Net Grand List

FY 2019/20 Grand List: \$21.65 billion

FY 2018/19 Net Grand List: \$21.36 billion

Increase: \$0.29 billion

Grand List Increase: 1.36%

Changes in Reserve Requirements

Elderly Tax Credits	No change
Revaluation Tax Appeals	\$0.70M
Mill River TIF	\$(0.09)
Harbor Point TIF	\$ 0.62M
Linkage	\$(0.02)M
Non-Profit Tax Credit	No change
Uncollected	\$0.33M
Total Change	\$1.54M

Revenue Changes

<i>City Revenue Changes (Except Current Levy)</i>	<i>2018-19 Projected</i>	<i>Proposed 2019/2020 Budget</i>	<i>\$ Change from 2018-19 Projected</i>	<i>% Change from 2018-19 Projected</i>
Prior Year Collections—Levy	\$4.7M	\$4.3M	-\$0.4M	-8.5%
Principal & Interest on Delinquent	\$2.7M	\$2.6M	-\$0.1M	-3.7%
Prior Year Motor Vehicle	\$0.7M	\$0.6M	-\$0.1M	-14.3%
Supplemental Auto	\$4.0M	\$3.8M	-\$0.2M	-5.0%
Building Permits	\$7.5M	\$6.0M	-\$1.5M	-20.0%
Conveyance Tax	\$4.6M	\$4.5M	-\$0.1M	-2.2%
Parking Fund	\$1.8M	\$1.3M	-\$0.5M	-27.8%
State Funding	\$16.2M	\$16.8M	\$0.6M	3.0%
Other (except current levy)	\$13.3M	\$14.3M	\$1.0M	7.5%
Overall Change (Decrease)	\$55.5M	\$54.2M	-\$1.3M	-2.3%

Summary Sheet

	<i>FY 18/19 Projected</i>	<i>FY 19/20 Proposed</i>	<i>Change</i>
Total Budget (City & BOE)	\$569.6M	\$598.0M	\$28.4M
Contingency	\$4.4M	\$5.4M	\$1.2M
Projected Surplus	\$1.3M	-	-
Expense Subtotal	\$574.0M	\$603.4M	\$29.4M
Revenue other than current levy	\$55.5M	\$54.3M	-\$1.2M
Net Amount to be Raised	\$518.6M	\$549.2M	\$30.6M
Reserves	\$20.7M	\$22.2M	\$1.5M
Total Gross Levy	\$539.3`M	\$571.4M	\$32.1M
Grand List	\$21.36B	\$21.65B	\$0.29B
Average Mill Rate	25.28	26.39	1.11

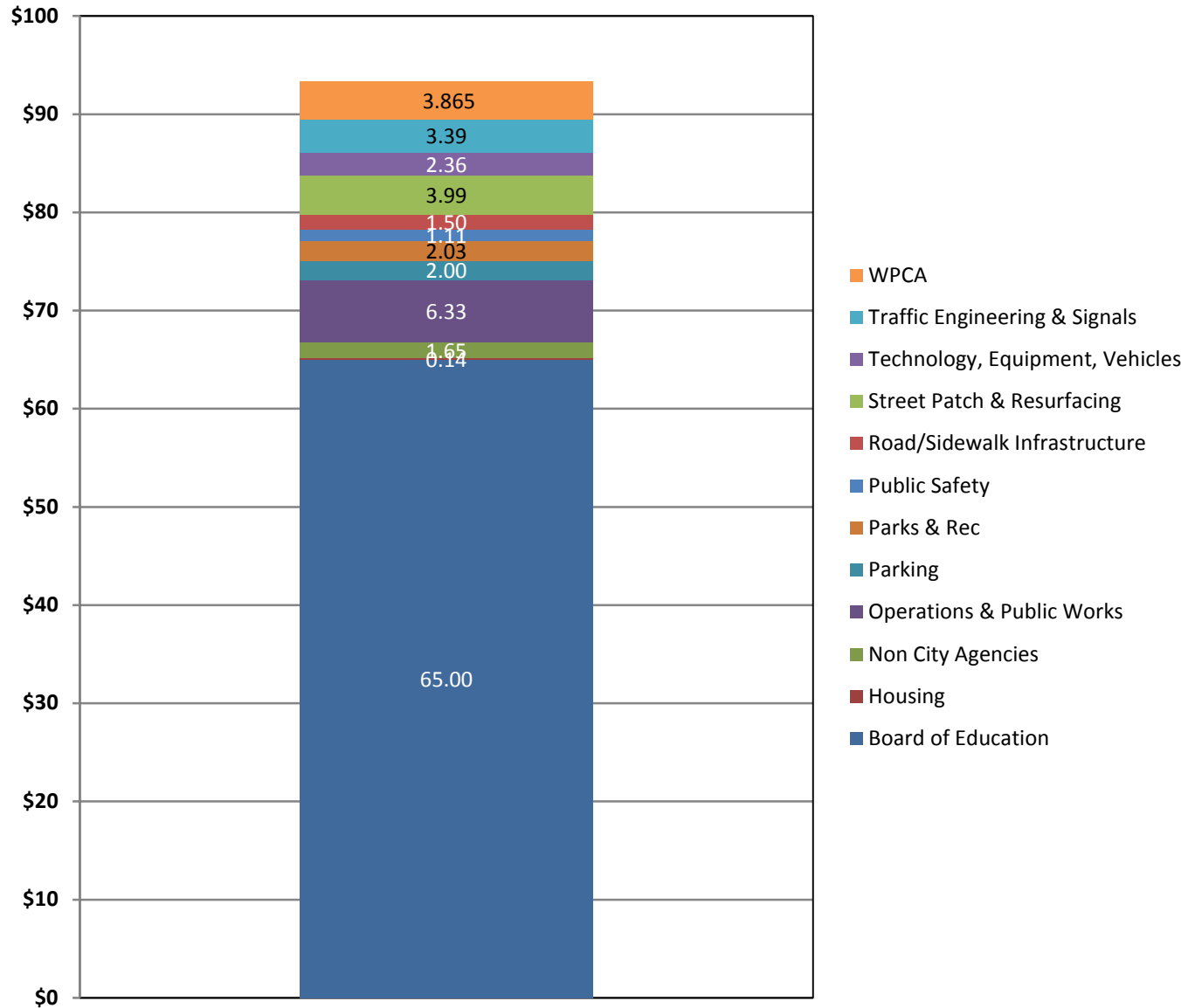
Proposed Capital Budget



Mayor David Martin

Proposed Capital Authorization by Activity

\$ Millions



Overall Capital Plan

	BOE			City			Non City Agencies			Totals			WPCA		
	Authorize	Bond '19-20	Other	Authorize	Bond '19-20	Other	Authorize	Bond '19-20	Other	Authorize	Bond '19-20	Other	Authorize	Bond '19-20	Other
Department Request	25.5	25.5	-	48.0	42.6	5.4	4.7	4.2	0.5	80.6	72.3	8.3	2.4	-	2.4
Planning Recommendation	20.9	20.9	-	27.5	22.1	5.4	2.1	1.6	0.5	52.9	44.5	8.3	2.4	-	2.4
Prior AUI					2.1					-	2.1	-			
Amt Reduced	(15.9)	(15.9)	-	(8.5)	(7.6)	(0.9)	(0.5)	(0.5)		(24.9)	(24.0)	(0.9)	-	-	
Added	60.0	42.5	-	5.4	2.4	3.0	-	-	-	65.4	44.9	3.0	-	-	-
Net Change	44.1	26.6	-	(3.1)	(5.2)	2.1	(0.5)	(0.5)	-	40.5	20.9	2.1	-	-	-
Proposed Budget	65.0	47.5	-	24.4	19.0	7.5	1.6	1.1	0.5	93.4	67.5	10.4	2.4	-	2.4


\$67.6 M City GO '19-20 Bonds
Budget Anticipates \$60 M

Leveraging Grant & Other
funds to extent possible

Reduction in City Bonding to
accommodate BOE Facilities

FY2020 - BOE Capital

Page	Project	Project Name	Priority	PB Tier	BOE Request	Planning	Bd of Ed Preliminary
22	CPB504	BOE SAFETY AND SECURITY	1	1	2,655,000	2,655,000	500,000
23	000671	DISTRICT WIDE MODULAR CONSTRUCTION	2.1	1	650,000	650,000	650,000
24	000670	DISTRICT WIDE FIXED CONSTRUCTION	2.2	M	2,970,000	2,970,000	950,000
25	CPB948	District Wide Classroom Upgrade/Replacement	2.3	M	2,600,000	325,000	-
26	CPB500	DISTRICT-WIDE INDOOR AIR QUALITY	3.1	M	3,900,000	3,025,000	-
27	C5B613	DISTRICT-WIDE BOILER & BURNER REPLACEMENT	3.2	1	-	1,625,000	500,000
28	CPB092	DISTRICT-WIDE ROOFING REPLACEMENTS	4	M	2,325,000	2,325,000	-
29	CPB211	DISTRICTWIDE CODE COMPLIANCE	5.1	2	1,350,000	500,000	300,000
30	CPB804	DISTRICT WIDE WPCA& DEEP/EPA COMPLIANCE	5.2	2	750,000	60,000	350,000
31	C5B623	DISTRICT-WIDE PAVING & RESURFACING	6	2	805,000	805,000	-
32	C31072	DISTRICT-WIDE ENERGY EFFICIENCY PROJECTS	7	M	570,000	350,000	-
33	CPB121	INTERCOM REPLACEMENT	8	2	205,000	205,000	-
34	CPB639	DISTRICT-WIDE ELECTRICAL UPGRADES	9	2	1,175,000	1,175,000	-
35	C5B627	DISTRICT-WIDE ASBESTOS ABATEMENT	9	M	750,000	750,000	250,000
36	C36668	WESTHILL HS INFRASTRUCTURE RENOVATION	10	M	400,000	400,000	-
37	C5B637	RIPPOWAM CENTER RENOVATION	11	3	500,000	-	-
38	C5B629	DOLAN MS RENOVATION	12	3	350,000	-	-
39	CPB017	DAVENPORT CODE COMPLIANCE	13	3	150,000	-	-
40	C5B622	STAMFORD HS CODE/RENOVATION/EXPANSION	14	M	400,000	400,000	-
123	000669	STC-DISTRICT-WIDE ELECTRONIC TECHNOLOGY	1	1	1,385,000	1,385,000	500,000
124	C5B609	STC-DISTRICT-WIDE TECHNOLOGY EQUIPMENT	2	2	750,000	750,000	500,000
125	CPB803	STC-DISTRICT-WIDE TECHNOLOGY INFRASTRUCTURE	3	1	750,000	400,000	400,000
126	CPB002	STC-DISTRICT-WIDE FACILITIES EQUIPMENT	4	2	150,000	150,000	100,000
					25,540,000	20,905,000	5,000,000



District Wide Building Envelope and Mechanical System Renovation						APPROX ESTIMATES
		Westhill				5,000,000
		Stark				5,000,000
		Davenport				5,000,000
		Hart				1,500,000
		Toquam				1,000,000
		Westover				25,000,000
		Future School Projects				17,500,000
	000672	District Wide Building Envelope and Mechanical System Renovation			-	60,000,000

Total					25,540,000	20,905,000	65,000,000
--------------	--	--	--	--	-------------------	-------------------	-------------------

City Capital Authorizations

ProjectNumber	Agencies	ProjectName	Tier	Dept	Planning	Proposed
CP5203	Office of Administration: Director of Administration	AFFORDABLE HOUSING LINKAGE PROGRAM	1	134,737	134,737	
C46047	Office of Administration: Director of Administration	HOUSING DEVELOPMENT FUND	3	500,000	-	-
CP9053	Office of the Mayor: Community Development	Innovate Stamford - Branding and Marketing	2	224,000	224,000	-
CP9054	Office of the Mayor: Community Development	Innovate Stamford - Autonomous Vehicle Plan and Infrastructure build	1	400,000	400,000	-
CP9056	Office of the Mayor: Community Development	Innovate Stamford - Gig WiFi Project	2	400,000	400,000	-
CP9057	Office of the Mayor: Community Development	Innovate Stamford - Wayfinding	2	800,000	800,000	-
000667	Office of the Mayor: Community Development	Arts and Culture Commission	1	200,000	50,000	-
000668	Office of the Mayor: Community Development	Department of Economic Development	3	100,000	-	-
CP0114	Operations: Engineering	STREET LIGHTING INFRASTRUCTURE UPGRADE	1	400,000	250,000	-
CP0093	Operations: Engineering	SCOFFIELDTOWN PARK DESIGN AND REMEDIATION	2	250,000	250,000	-
CP1074	Operations: Engineering	PINE HILL DRAINAGE	2	1,100,000	1,100,000	-
000663	Operations: Engineering	West Beach Boat Ramp Replacement	1	1,440,000	1,440,000	1,440,000
CP0231	Operations: Engineering	CITYWIDE DREDGING	1	1,500,000	1,500,000	1,500,000
000664	Operations: Land Use	Resilience and Climate Adaptation Implementation	1	200,000	100,000	-
C06352	Operations: Land Use	OPEN SPACE ACQUISITION/FLOOD CONTROL	3	500,000	-	-
C56078	Operations: Land Use	PARKS MASTER PLAN UPDATE	2	200,000	200,000	-
CP8501	Operations: Land Use	Illegal Housing Unit Status Database	2	50,000	50,000	-
CP3695	Operations: Maintenance - Terry Conners Rink	TERRY CONNERS RINK UPGRADES	M	500,000	500,000	300,000
CP6880	Operations: Maintenance - Terry Conners Rink	TERRY CONNERS RINK ICE SLAB	0	-	-	-
CP7019	Operations: Maintenance Facilities	ADA COMPLIANCE- CITY FACILITIES	1	250,000	250,000	150,000
CP3038	Operations: Maintenance Facilities	GOVERNMENT CENTER RENOVATIONS	1	1,130,000	400,000	50,000
C56203	Operations: Maintenance Facilities	BUILDINGS & UTILITIES	1	350,000	100,000	100,000
CP6908	Operations: Maintenance Facilities	ROOF REPLACEMENT	M	100,000	100,000	150,000
CP2302	Operations: Maintenance Facilities	GOVERNMENT CENTER SECURITY	3	100,000	-	-
CP3805	Operations: Maintenance Facilities	HEATING SYSTEM REPLACEMENT	1	250,000	250,000	250,000
CP2213	Operations: Maintenance Facilities	LEASED FACILITIES CAPITAL UPGRADES	M	300,000	300,000	300,000
CP6810	Operations: Maintenance Parks	IMPLEMENTATION OF PHASE 1 OF MASTER PLAN- CUMMINGS/WEST BEACH	1	300,000	150,000	100,000
CP8700	Operations: Maintenance Parks	LIONE PARK CAPITAL UPGRADE	1	200,000	200,000	200,000
CP8701	Operations: Maintenance Parks	JOHN BOCUZZI PARK @ SOUTHFIELD	2	255,000	255,000	255,000
C56169	Operations: Maintenance Parks	PAVING & DRAINAGE	1	100,000	100,000	50,000
C56259	Operations: Maintenance Parks	GAME COURTS	3	600,000	-	-
C56139	Operations: Maintenance Parks	PLAYGROUND REHABILITATION	1	150,000	75,000	75,000
000535	Operations: Maintenance Parks	PARK AMENITIES UPGRADE	1	50,000	50,000	50,000
CP0232	Operations: Maintenance Parks	ATHLETIC FIELDS RENOVATION	3	100,000	-	-
CP8709	Operations: Solid Waste	TRANSFER STATION EXTERIOR LIGHTING	1	50,000	50,000	-
CP8707	Operations: Solid Waste	SOLID WASTE MAINTENANCE GARAGE	1	50,000	50,000	50,000
CP0211	Operations: Stormwater Management	ENVIRONMENTAL COMPLIANCE	1	250,000	100,000	-
000592	Operations: Stormwater Management	STORMWATER SYSTEM ILLICIT DISCHARGE ANALYSIS	1	100,000	100,000	-
CP6757	Operations: Stormwater Management	RECONSTRUCTION OF STORMWATER WASTE DEBRIS DROP-OFF STATION	2	250,000	125,000	125,000
CP2220	Operations: Engineering	MAJOR BRIDGE REPAIRS AND DESIGN	1	510,000	510,000	510,000
C56753	Operations: Engineering	WEST MAIN ST. BRIDGE REPLACEMENT	1	2,000,000	2,000,000	2,000,000
C16012	Operations: Engineering	CITY WIDE STORM DRAINS	1	2,050,000	500,000	500,000
C56119	Operations: Engineering	CITYWIDE ROADWAY CORRECTION	1	200,000	100,000	200,000
C56182	Operations: Traffic & Road Maintenance	STREET PATCH & RESURFACING	1	6,000,000	4,500,000	3,991,302
C56129	Operations: Traffic & Road Maintenance	CITYWIDE STORM BASINS & MANHOLE	1	1,200,000	200,000	500,000
CP8711	Operations: Traffic & Road Maintenance	TRAFFIC/ROAD PAVING AND DRAINAGE	2	750,000	250,000	250,000
C56123	Operations: Traffic & Road Maintenance	CITYWIDE SIDEWALKS RECONSTRUCTION	1	1,000,000	500,000	550,000
000666	Operations: Traffic & Road Maintenance	Edgewood Ave Sidewalks	3	550,000	-	-
CP4211	Operations: Traffic & Road Maintenance	DOWNTOWN SIDEWALK RECONSTRUCTION	2	500,000	200,000	200,000
CP5059	Operations: Traffic & Road Maintenance	PAVEMENT MANAGEMENT	3	50,000	-	-
000585	Operations: Traffic & Road Maintenance	NEW SALT DOME AT TOWN YARD	2	50,000	50,000	-
C56174	Operations: Traffic Engineering	CITYWIDE SIGNALS	1	850,000	425,000	-
CP1281	Operations: Traffic Engineering	ROADWAY DESIGN AND RECONSTRUCTION	1	1,250,000	475,000	3,300,000
CP8702	Operations: Traffic Engineering	SUMMER STREET CORRIDOR ACCIDENT REDUCTION PROGRAM	1	90,000	90,000	90,000
CP8500	Special Revenue: Parking Fund	PARKING GARAGE IMPROVEMENTS	0	-	-	2,000,000
CP6817	Public Safety: Director	PUBLIC SAFETY SECURITY CAMERAS & EMERGENCY SAFETY POLES	3	100,000	-	-
C63005	Public Safety: Stamford Fire Department	FIRE APPARATUS	1	2,000,000	1,000,000	800,000
CP9351	Public Safety: Stamford Fire Department	HYDRANT REPLACEMENT	1	150,000	75,000	75,000
CP7181	Public Safety: Stamford Fire Department	PERSONAL PROTECTION EQUIPMENT (PPE)	1	150,000	150,000	150,000
CP6805	Public Safety: Stamford Fire Department	SELF CONTAINED BREATHING APPARATUS (SCBA)	1	100,000	50,000	-
000450	Public Safety: Stamford Fire Department	WOODSIDE STATION-STATION 5	M	80,000	80,000	80,000
C65201	Short Term Financing: Capital	CITYWIDE TECHNOLOGY REPLACEMENT & UPGRADE	1	1,165,000	625,000	454,500
C65202	Short Term Financing: Capital	CITYWIDE EQUIPMENT REPLACEMENT & UPGRADE	1	1,612,500	800,000	600,000
C65200	Short Term Financing: Capital	CITYWIDE VEHICLE REPLACEMENT & UPGRADE	1	7,668,000	1,280,000	800,000
CP7149	Short Term Financing: Capital	PUBLIC SAFETY EQUIPMENT REPLACEMENT & UPGRADE	1	1,003,357	1,003,357	500,000
				44,912,594	24,917,094	22,830,539

Over 2/3 of
City CapEx
for Roadway
Sidewalks,
Bridge &
Garage
Infrastructure

WPCA & Outside Agencies

ProjectNumber	Agencies	ProjectName	Tier	Dept	Planning	Proposed
C20052	Special Revenue: Water Pollution Control	WEDGEMERE ROAD SEWERS	1	1,002,000	1,002,000	500,000
CP6904	Special Revenue: Water Pollution Control	WPCA MAJOR REPLACEMENT	1	940,000	940,000	940,000
C22046	Special Revenue: Water Pollution Control	PERNA LANE AREA SEWERS	1	1,850,000	1,850,000	925,000
000665	Special Revenue: Water Pollution Control	Replacement of plant water and RAS pumps	1	1,500,000	1,500,000	1,500,000
CP3690	Short Term Financing: Ferguson Library - Capital	FERGUSON LIBRARY COMPUTER SYSTEM INFRASTRUCTURE	1	120,000	120,000	-
CP1374	Short Term Financing: Ferguson Library - Capital	FERGUSON LIBRARY PC REPLACEMENT	1	60,000	60,000	-
000080	Short Term Financing: Ferguson Library - Capital	MATERIAL DISPENSING KIOSK	3	-	-	-
000429	Non City Agencies: Bartlett Arboretum	BARTLETT ARBORETUM - PAVILION	3	90,000	-	-
000360	Non City Agencies: Bartlett Arboretum	BARTLETT ARBORETUM - GREENHOUSE	1	850,000	850,000	1,000,000
000437	Non City Agencies: Bartlett Arboretum	BARTLETT ARBORETUM - Silver Educational Center Expansion	3	100,000	-	-
000559	Non City Agencies: Bartlett Arboretum	BARTLETT ARBORETUM - ADDITIONAL ENTRANCE and CONIFER GARDEN ENTRANCE	3	300,000	-	-
000662	Non City Agencies: Bartlett Arboretum	BARTLETT ARBORETUM - MASTER PLAN	3	100,000	-	-
CP3803	Non City Agencies: Childcare Learning Center	CLC FACILITY REHAB PROJECT	2	375,000	50,000	50,000
C56080	Non City Agencies: Ferguson Library	MAIN LIBRARY BUILDING RESTORATION	M	250,000	250,000	250,000
CP9047	Non City Agencies: Ferguson Library	HARRY BENNETT BRANCH MODERNIZATION	2	450,000	450,000	100,000
000078	Non City Agencies: Ferguson Library	COMMUNITY CENTER LIBRARIES	2	100,000	100,000	-
CP3083	Non City Agencies: Ferguson Library	DIGITIZATION & PRESERVATION OF LOCAL DOCUMENTS	3	-	-	-
CP1671	Non City Agencies: Scofield Manor	SCOFIELD BLDG IMPROVEMENT & EXTERIOR REPAIRS	M	215,000	190,000	50,000
000342	Non City Agencies: Scofield Manor	SCOFIELD MANOR IMPROVEMENTS INTERIOR RENOVATIONS	3	-	-	-
CP6762	Non City Agencies: Scofield Manor	SCOFIELD MANOR KITCHEN IMPROVEMENTS	3	55,000	-	-
CP6808	Non City Agencies: Stamford Center for the Arts	INTERIOR FINISHES	1	913,640	200,000	200,000
000122	Non City Agencies: Stamford Museum	OBSERVATORY - Astronomy & Physical Science Center	2	750,000	50,000	-
CP3343	Non City Agencies: Stamford Museum	SITE & INFRASTRUCTURE IMPROVEMENTS	3	150,000	-	-
				10,170,640	7,612,000	5,515,000

Summary

Establishing the foundation to make Stamford strong for the future

Mending the Past:

- Budget continues to address unfunded pension & OPEB obligations
- Budget addresses anticipated state charge for unfunded teacher pensions
- Budget address school building envelope & HVAC requirements
- Continuing efforts to improve road & garage infrastructure

Continuing to the Future:

- Maintaining existing services
- Accommodating Minimum Wage Increases
- New positions for maintaining & improving service delivery

Proposed budget reflects a 4.39% net mill rate increase