

City of Stamford



Youth Services Bureau

March 30, 2017

**Youth Services Bureaus in Connecticut
are regulated by CGS Sec. 10-19m,
referred to as laws and regulations
monitored by the State Board of
Education.**

“The YSB shall be the coordinating unit of
community-based services to provide
comprehensive delivery of prevention,
intervention, treatment and follow-up services
to divert youth from the juvenile justice
system.”

Program Report Card FY2015-16

<u>Quality of Life Results:</u>	All children and youth will become resilient, empowered, productive and engaged citizens.
<u>Contribution to the Results:</u>	Stamford Youth Services Bureau provides direct services designed to provide supports and build assets for youth, including special populations such as juvenile justice involved, youth with mental health needs, other youth at risk, and youth needing services to enhance their education and career advancement.
<u>Total Program Funding Request 2017-2018:</u>	\$616,273.00
<u>Partners:</u>	Court Support Services Division, Department of Children and Families, Department of Labor, faith based organizations, local non-profits, youth serving agencies, mental health providers, parents, public and private schools, and regional action council.

Performance Measures

1. HOW MUCH DID WE DO?

1. The number and type of collaborations.
2. The number and type of Tier I programs offered.
3. The number of Tier I program participants
4. The number of Tier II programs and participants

2. HOW WELL DID WE DO IT?

1. Tier II program participant satisfaction with the quality of program services for FY2015-16.

3. IS ANYONE BETTER OFF?

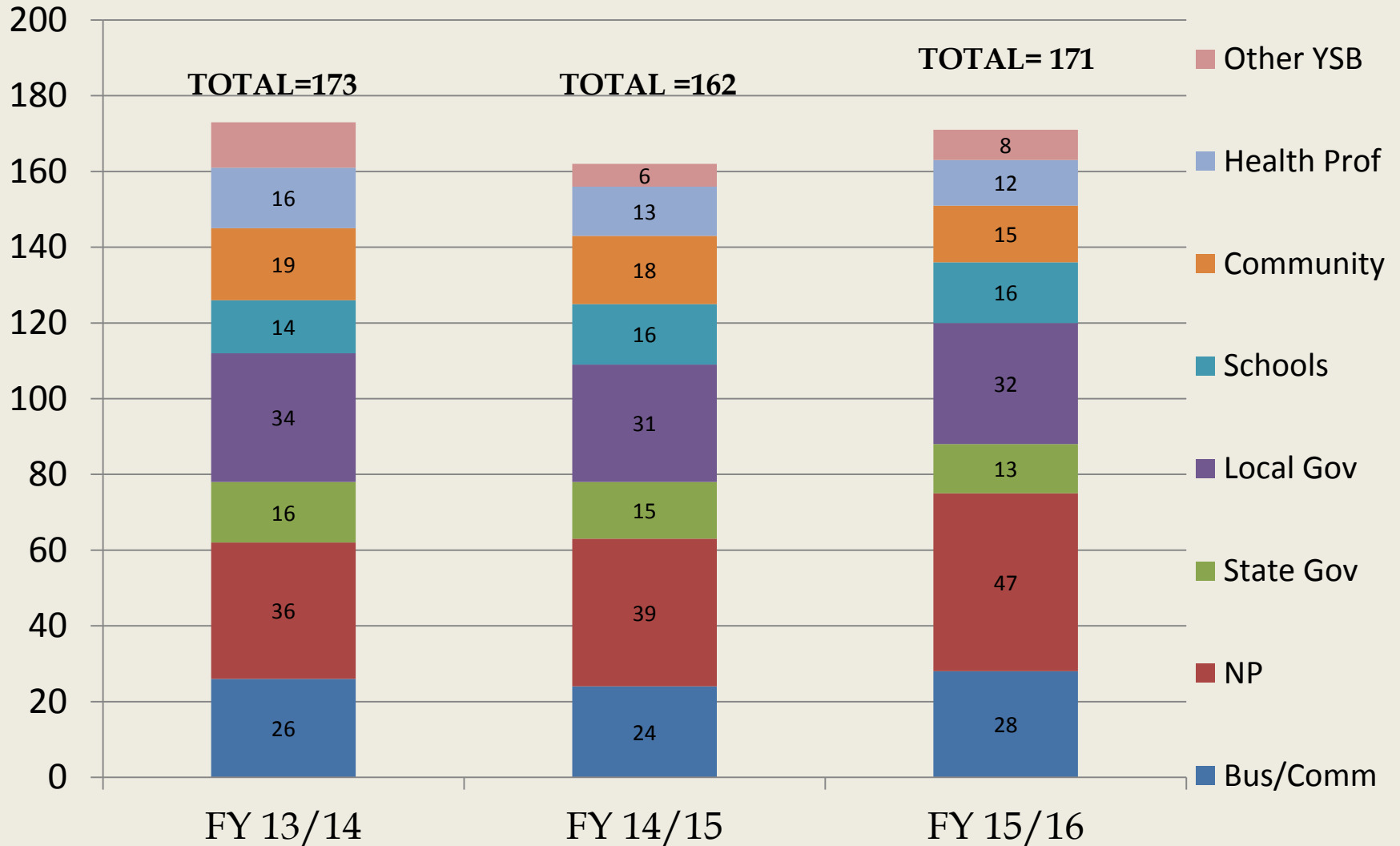
1. Tier II program participant satisfaction with program outcomes for FY2015-16.

How much did we do?

- Streamlined Department Programs to focus on 5 key positive youth development initiatives:
 - **Focus on Youth / Local Implementation Services Team:**
 - Provide a monthly venue for over 40 youth serving organizations in Stamford and statewide to build collaborations to support juvenile justice, mental health and after school programming for youth.
 - **Mayor's Youth Leadership Council:**
 - The largest youth activism organization in the state. Their mission is to promote activism and social change, with an emphasis on mental health, suicide prevention, teen dating violence, bullying and sexual harassment.
 - The program includes over 400 students and is in all 3 high schools
 - **Adventure Programming:**
 - Yearlong Experiential Adventure Education Learning Opportunities with:
 - Ropes course, mountain biking, orienteering, canoeing, hiking, rock climbing
 - Middle School Summer Camp
 - **Restorative Justice Practices:**
 - RJ practices hold youth accountable and responsible for their behavior and take action to repair the harm their behavior may have caused to a person, family or community. Practices can be implemented using circles and conferences.
 - Programming in 3 schools
 - Community case work management for probation and schools
 - Community outreach workshops with 'Know the Law', 'Bullying' and 'Conflict Management'
 - **Youth Employment and internships:**
 - A six week program for current Junior and Senior Stamford residents with 140 hours of paid work at \$10/hour and 27 hours of leadership and job readiness training.
 - Summer - Mayor's Youth Employment Program
 - Spring Program for Senior Internships with Stamford Public Schools
 - Yes Software - local job posting software for Stamford youth

Performance Measure 1: How Much?

Number and Type of *Collaborations*.

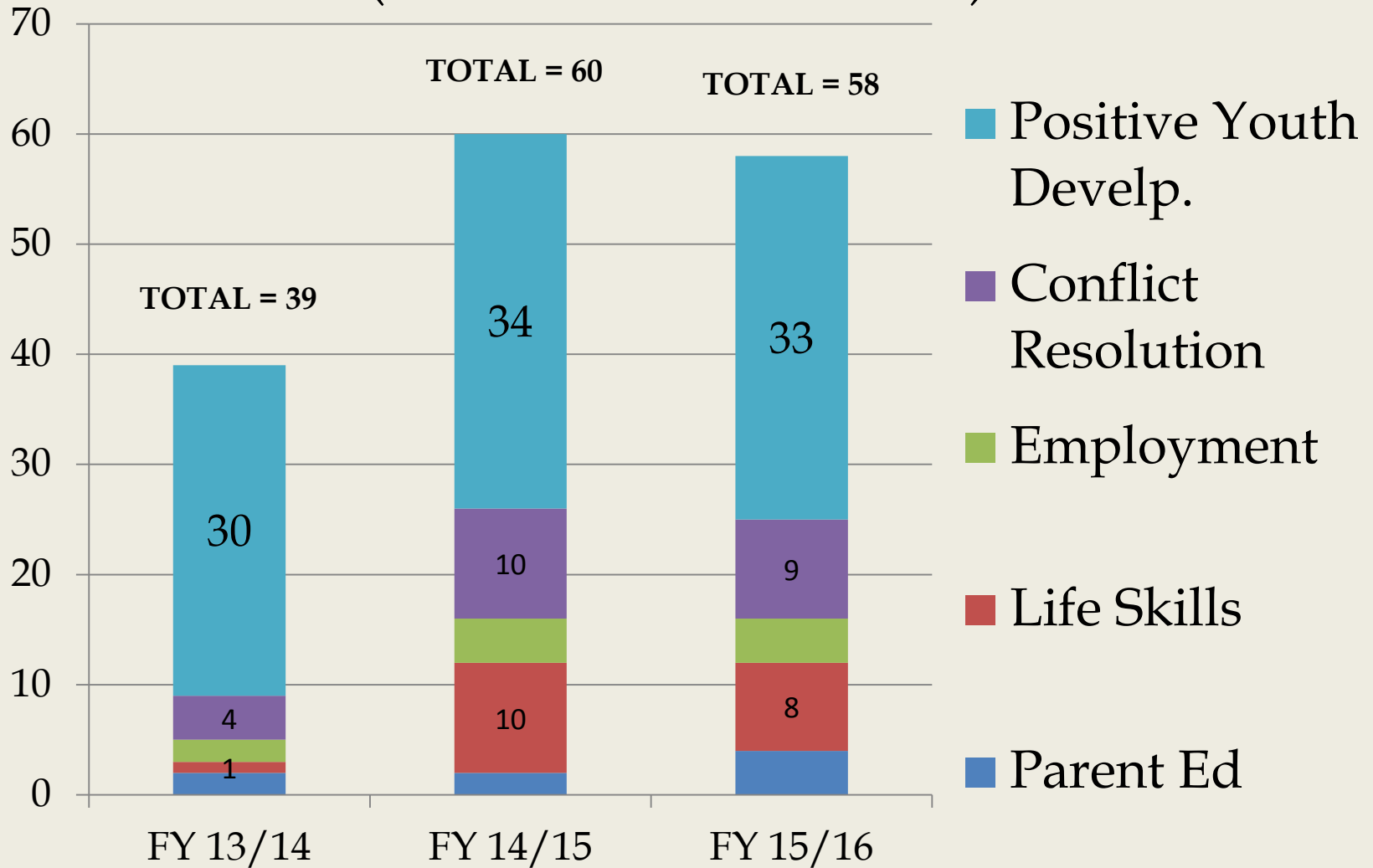


Tier I Programs

(last less than 20 hours)

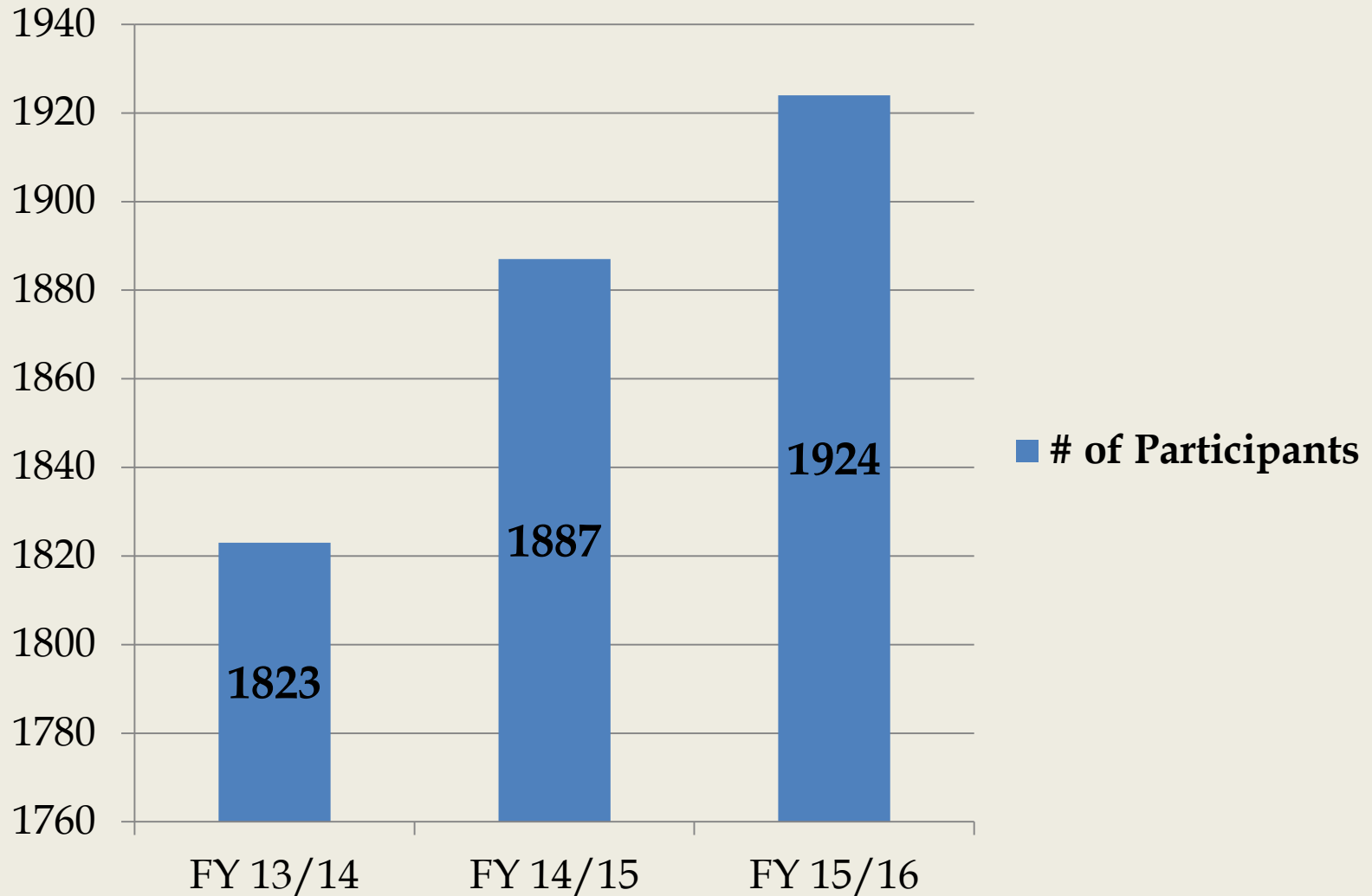
- **Adventure Education:**
 - Ropes course, mountain biking, canoeing, rock climbing, hiking day trips
- **Restorative Justice:**
 - Bullying workshop
 - Conflict Resolution workshop
 - Know the Law (diversion) workshop
 - Restorative Practices repairing harm (diversion) circle process for Schools
 - Circle Trainings
- **Mayor's Youth Leadership Council:**
 - Mental Health First Aid Training

Performance Measure 2: How Much? Number and Type of Tier I Programs. (last less than 20 hours)



Performance Measure 3: How Much?

Number of Tier I Program Participants.



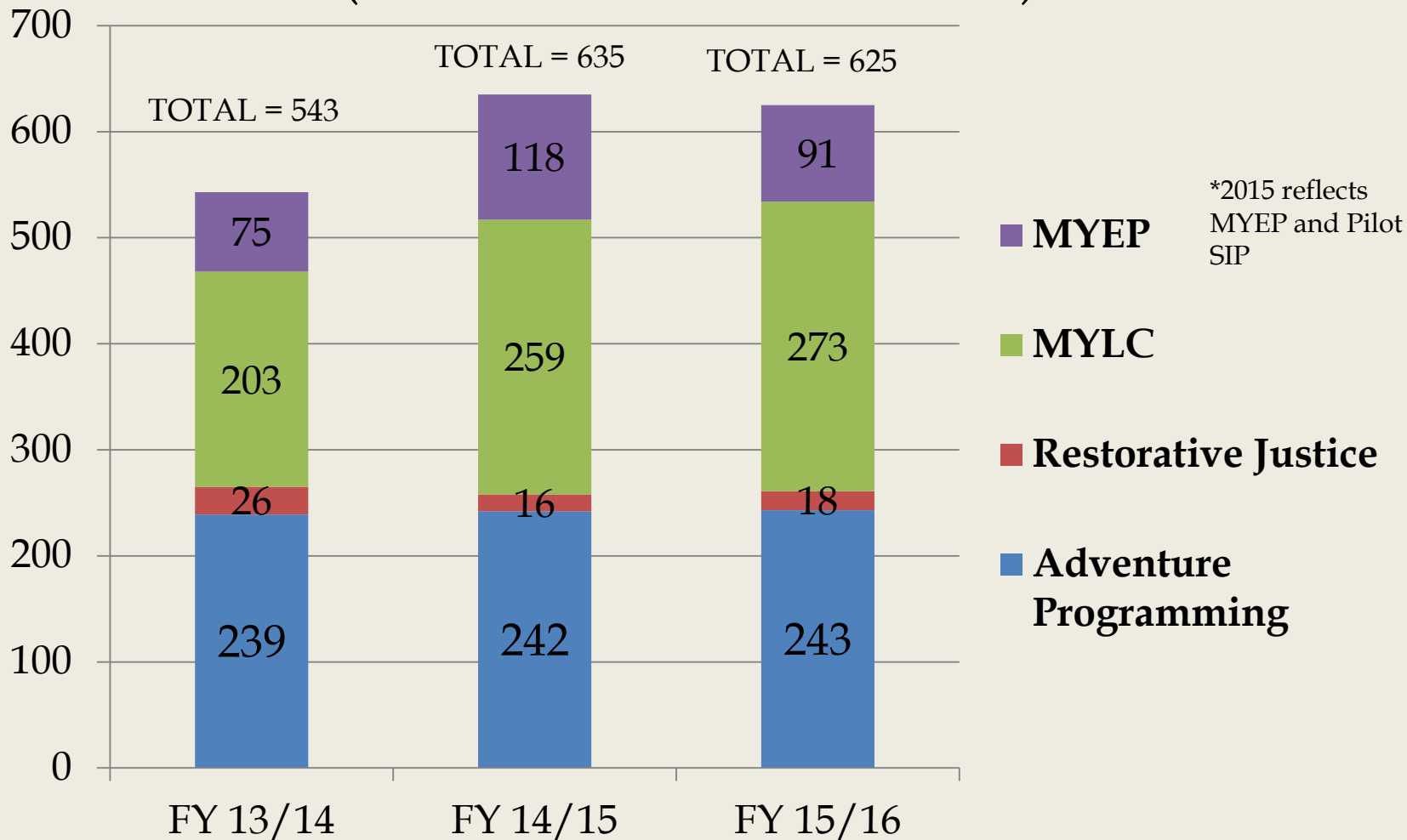
Tier II programs

(last more than 20 hours)

- **Adventure Education:**
 - Summer Camp
 - Long term school programs
- **Restorative Justice:**
 - Restorative Circles
 - Case Management
- **Mayor's Youth Leadership Council:**
 - Yearlong school programming
- **The Mayor's Youth Employment Program:**
 - 6 Week Summer Internships
 - 5 Week Spring Internships

Performance Measure 4: How Much?

Number Participants in Tier II Programs (lasts more than 20 hours)



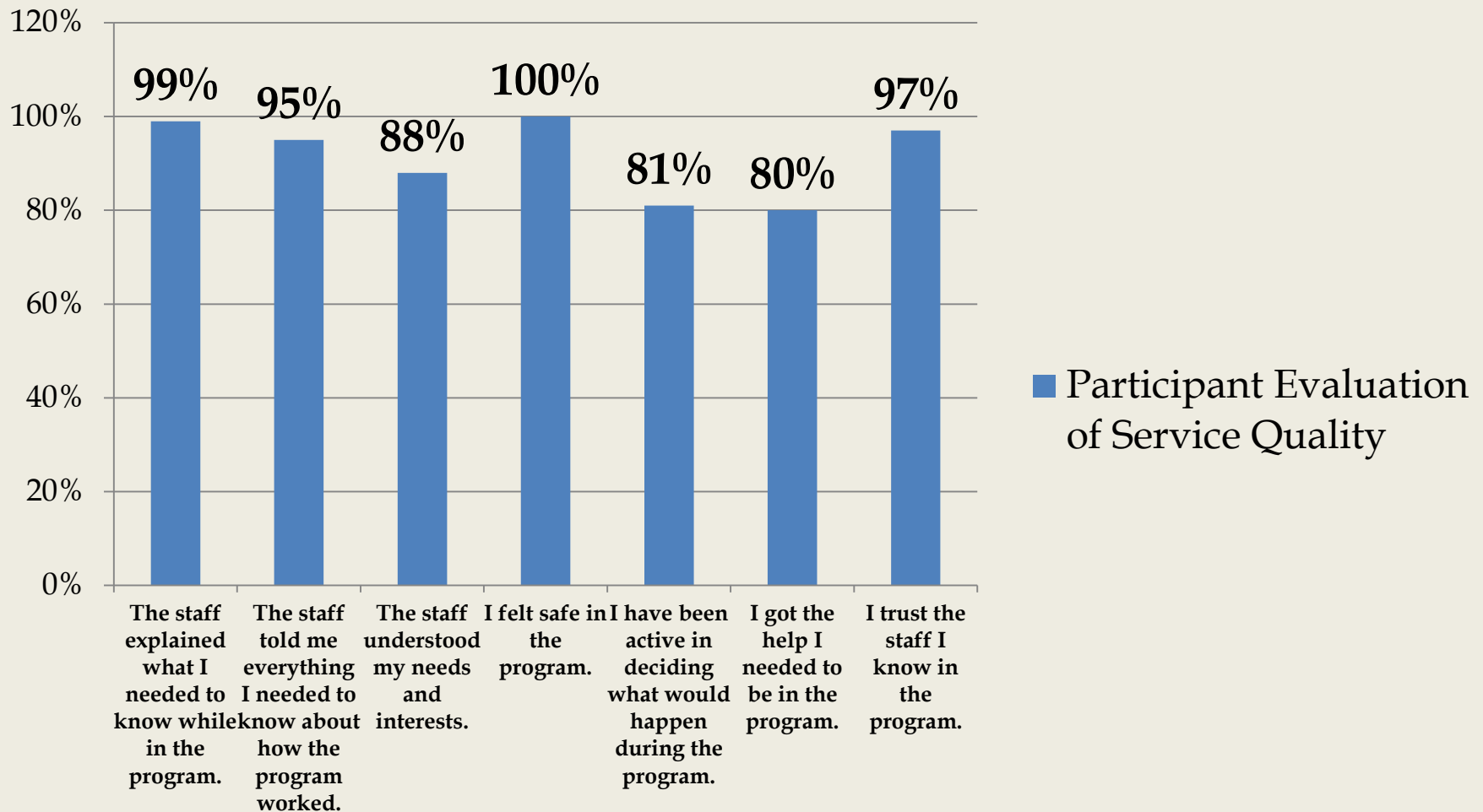
How Well Did We Do?

- In FY2015-16 91 of the Mayor's Youth Employment Program participants completed surveys about how they felt about the program and services from Strongly Agree to Strongly Disagree:
 - 100 % of students felt safe
 - 99 % felt staff explained what needed to know
 - 97% Trusted staff
 - 88% staff understood my needs and interests
- The average rating for all 7 questions was 91% which reflects the young peoples overall view that the program and services are of high quality

Performance Measure 5: How Well?

Tier II Program Participant Satisfaction with the Quality of Services.

Participant Evaluation of Service Quality



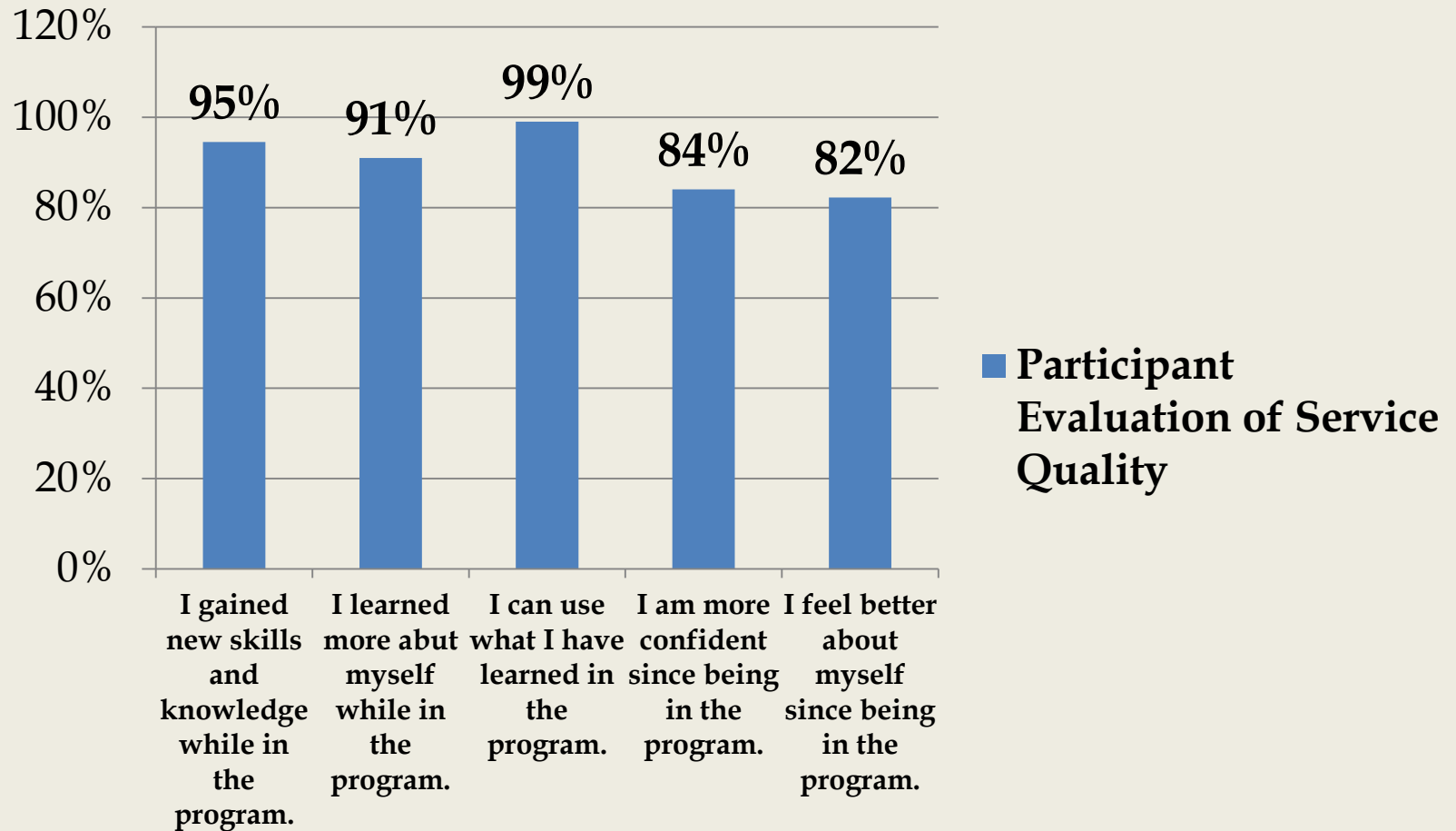
Is Anyone Better Off?

- In FY2016 91 of the Mayor's Youth Employment Program participants completed surveys about the program and services from Strongly Agree to Strongly Disagree:
 - 99% of students can use what learned
 - 95 % gained new skills and knowledge
 - 91 % learned more about themselves in program
 - 84% are more confident since being in program
 - 82% felt better about myself since being in program
- The two outcomes with the highest ratings are for “gaining new skills” and “being able to use what was learned.”
- The average rating for all 5 questions was 90% which reflects the young peoples overall view that the program and services are of high quality.

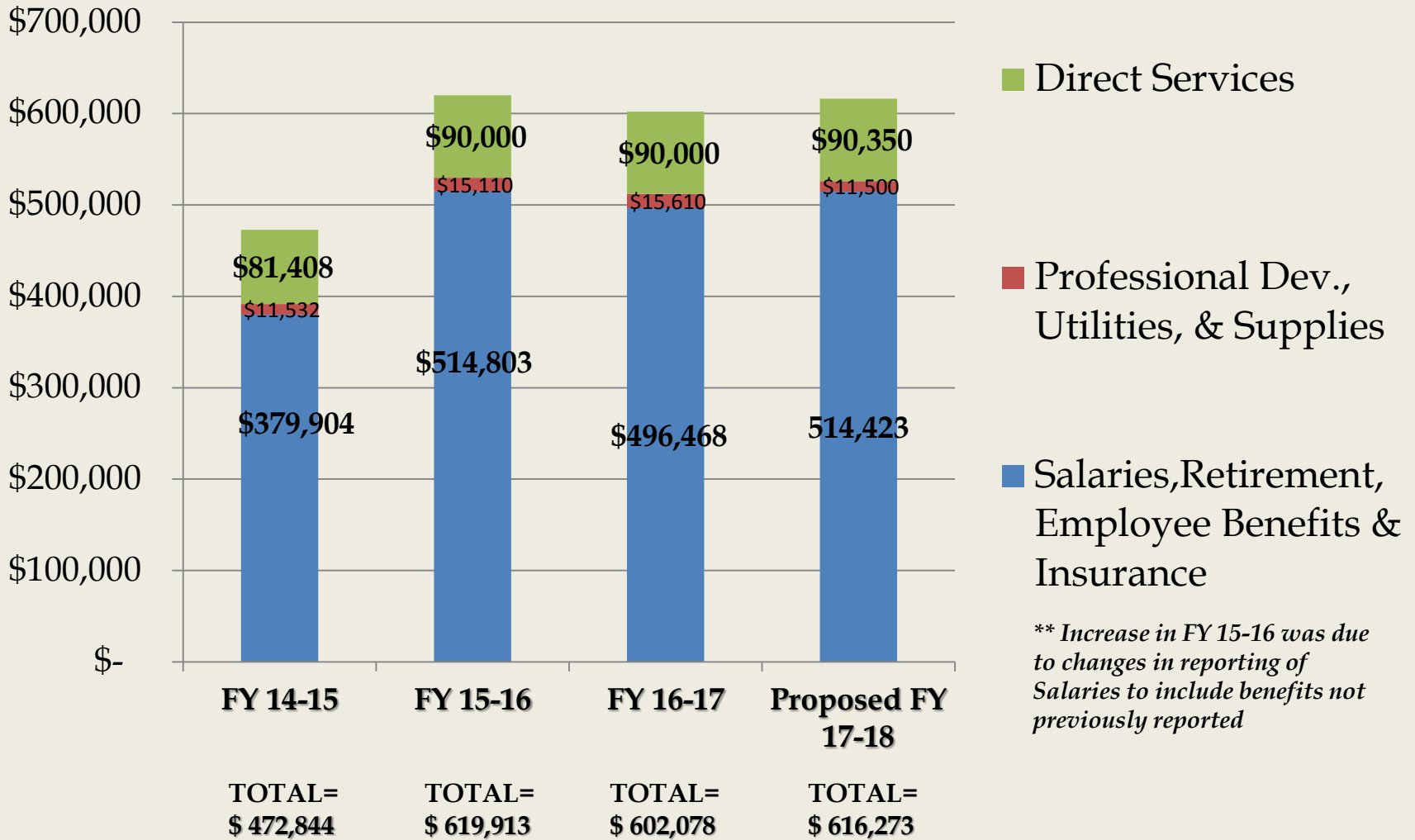
Performance Measure 6: Better Off?

Tier II Program Participant Satisfaction with Program Outcomes.

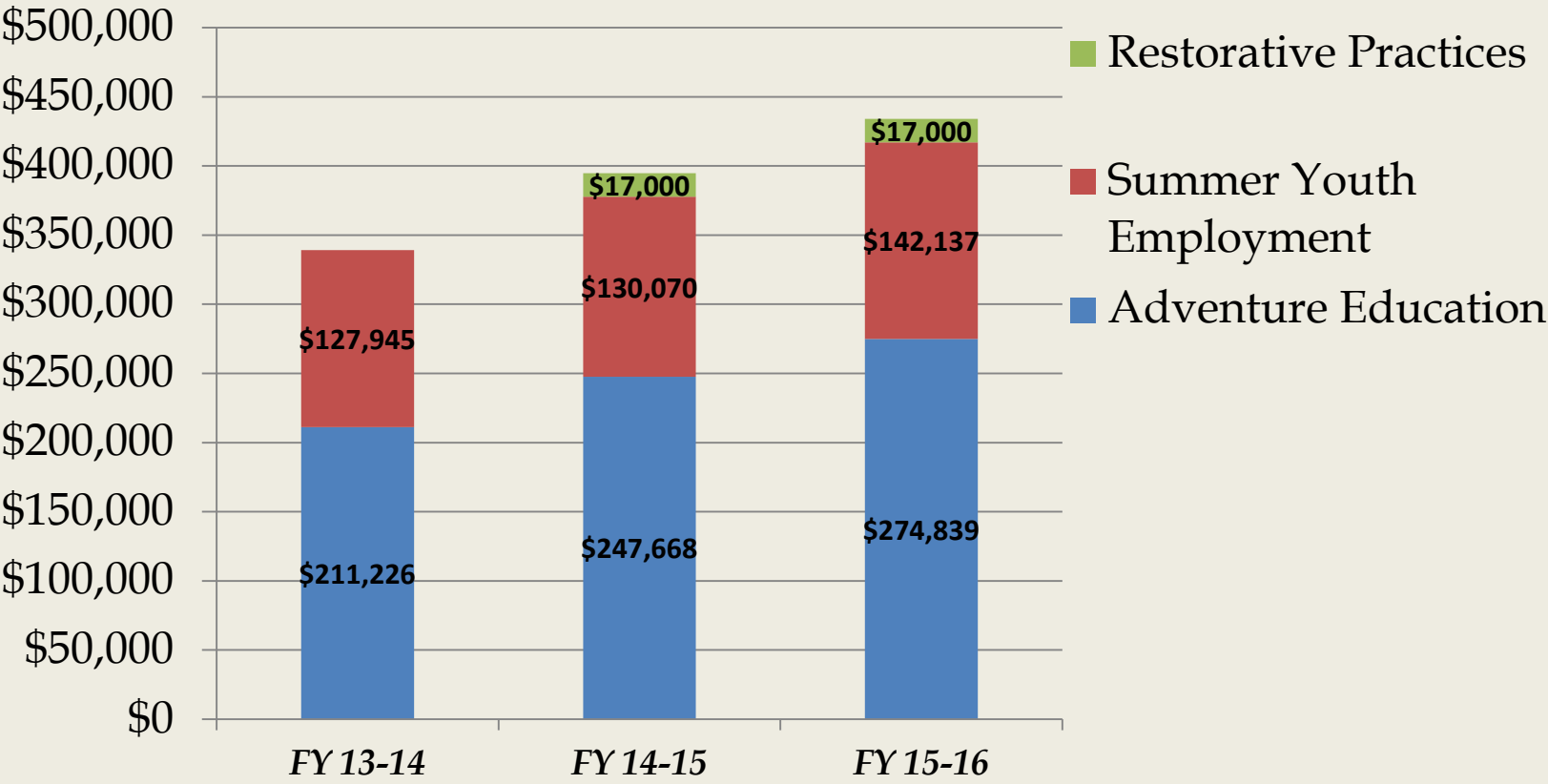
Participant Evaluation of Service Quality



YSB Budget



Program Funding raised by YSB



TOTAL= \$ 279,959 TOTAL= \$ 339,171 TOTAL= \$ 394,738 TOTAL= \$ 433,976